

CLIO CUP SERIES

SPA EURO RACE

Qualifying 1

Sector Analysis

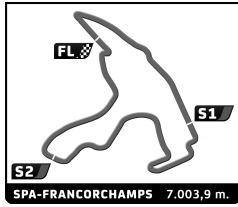
— Invalidated Lap

■ Personal Best

■ Session Best

■ Crossing the pit lane

Lap	Time	Sector 1	Sector 2	Sector 3	T.Sp	Elapsed	Lap	Time	Sector 1	Sector 2	Sector 3	T.Sp	Elapsed		
1	David POUGET						FRA	9	Andreas STUCKI						CHE
GPA Racing							STUCKI Motorsport							CHA	
1	4:46.352	2:09.868	1:41.126	55.358	123.7	4:46.352	1	3:58.235	1:40.494	1:28.561	49.180	152.3	3:58.235		
2	3:07.119	52.868	1:25.572	48.679	193.5	7:53.471	2	3:08.685	53.491	1:25.844	49.350	186.9	7:06.920		
3	3:19.384 B	52.764	1:26.405	1:00.215	194.2	11:12.855	3	3:14.037	53.585	1:28.004	52.448	188.8	10:20.957		
4	4:42.695	2:22.351	1:27.723	52.621	189.5	15:55.550	4	3:18.607 B	53.533	1:28.125	56.949	188.8	13:39.564		
5	3:10.150	53.346	1:27.291	49.513	193.2	19:05.700	5	4:39.573	2:21.106	1:27.907	50.560	177.3	18:19.137		
6	3:24.950 B	53.212	1:27.795	1:03.943	194.2	22:30.650	6	3:10.580	53.600	1:27.322	49.658	186.5	21:29.717		
2	Adam SASCHA						ITA	10	Mauro POLDERMAN						NLD
Sevenhills Motorsport							AST Competition							JUN	
1	4:16.732	1:51.583	1:33.039	52.110	158.6	4:16.732	1	3:11.283	53.484	1:28.075	49.724	166.2	3:11.283		
2	3:15.261	54.446	1:30.694	50.121	166.4	7:31.993	2	3:08.407	53.401	1:26.105	48.901	189.1	6:19.690		
3	3:23.045	54.320	1:30.992	57.733	180.0	10:55.038	3	3:08.618	53.061	1:26.354	49.203	192.2	9:28.308		
4	3:11.102	53.456	1:27.560	50.086	190.8	14:06.140	4	3:26.464	58.593	1:31.582	56.289	148.4	12:54.772		
5	3:10.884	53.133	1:28.140	49.611	195.7	17:17.024	5	3:20.030	53.261	1:32.708	54.061	195.3	16:14.802		
6	3:22.900	54.663	1:35.203	53.034	182.7	20:39.924	6	3:19.026	53.241	1:30.850	54.935	192.9	19:33.828		
3	Daniel NYFFELER						CHE	11	Nikola MILJKOVIC						SRB
STUCKI Motorsport							TEMPO Racing							CHA	
1	3:59.418	1:40.849	1:28.676	49.893	155.4	3:59.418	1	4:46.786	1:45.996	2:04.377	56.413	90.5	4:46.786		
2	3:09.050	53.210	1:26.322	49.518	180.6	7:08.468	2	3:07.792	52.710	1:26.430	48.652	169.3	7:54.578		
3	3:11.201	53.756	1:27.568	49.877	190.1	10:19.669	3	3:08.832	52.831	1:26.977	49.024	185.9	11:03.410		
4	3:13.845	54.262	1:29.413	50.170	190.5	13:33.514	4	3:09.452	53.230	1:27.241	48.981	183.4	14:12.862		
5	3:25.673	54.049	1:29.406	1:02.218	190.1	16:59.187	5	3:14.033	53.241	1:27.392	53.400	191.5	17:26.895		
6	3:26.401 B	54.006	1:30.512	1:01.883	192.9	20:25.588	6	3:11.178	53.198	1:28.375	49.605	190.1	20:38.073		
4	Aurélien RENET						FRA	12	Gabriele TORELLI						ITA
JSB Compétiton							RANGONI Corse							CHA	
1	3:28.628	1:11.198	1:28.446	48.984	154.3	3:28.628	1	4:48.149	2:26.327	1:29.941	51.881	160.7	4:48.149		
2	3:08.713	53.391	1:26.163	49.159	174.2	6:37.341	2	3:07.519	52.677	1:26.080	48.762	193.2	7:55.668		
3	3:18.239 B	53.587	1:27.822	56.830	191.2	9:55.580	3	3:09.650	53.023	1:27.023	49.604	195.7	11:05.318		
4	4:36.783	2:19.473	1:27.881	49.429	183.4	14:32.363	4	3:10.413	52.684	1:28.443	49.286	194.9	14:15.731		
5	3:12.718	53.577	1:29.541	49.600	178.2	17:45.081	5	3:18.034 B	53.006	1:28.050	56.978	193.2	17:33.765		
6	3:21.726 B	53.024	1:28.487	1:00.215	193.5	21:06.807									
5	Anthony JURADO						FRA	13	Alex LANCELLOTTI						ITA
RANGONI Corse							GPA Racing							CHA	
1	5:05.922	2:29.861	1:34.427	1:01.634	152.8	5:05.922	1	4:47.503	2:10.335	1:41.441	55.727	124.7	4:47.503		
2	3:07.807	53.002	1:26.310	48.495	179.1	8:13.729	2	3:10.870	54.703	1:27.165	49.002	172.0	7:58.373		
3	3:17.770	53.056	1:33.137	51.577	184.9	11:31.499	3	3:07.760	52.813	1:26.336	48.611	193.5	11:06.133		
4	3:10.858	52.644	1:27.530	50.684	193.5	14:42.357	4	3:08.409	52.928	1:26.522	48.959	192.9	14:14.542		
5	3:19.628 B	52.897	1:27.161	59.570	189.5	18:01.985	5	3:29.805	55.410	1:40.247	54.148	187.5	17:44.347		
							6	3:18.988 B	52.957	1:27.852	58.179	196.7	21:03.335		
7	Mickael CARREE						FRA	14	Udo BRUNNER						DEU
T2CM							STUCKI Motorsport							GEN	
1	3:31.808	1:11.704	1:29.966	50.138	133.2	3:31.808	1	4:23.779	1:43.581	1:45.750	54.448	139.5	4:23.779		
2	3:12.897	54.255	1:28.244	50.398	184.3	6:44.705	2	3:25.504	56.355	1:35.660	53.489	181.5	7:49.283		
3	3:12.459	53.959	1:28.701	49.799	179.7	9:57.164	3	3:31.468	55.377	1:43.086	53.005	178.8	11:20.751		
4	3:11.707	53.704	1:28.325	49.678	180.6	13:08.871	4	3:30.564	55.463	1:41.192	53.909	153.8	14:51.315		
5	3:11.524	54.077	1:27.586	49.861	190.8	16:20.395	5	3:22.825	59.405	1:31.307	52.113	168.2	18:14.140		
6	3:12.336	53.465	1:28.191	50.680	188.2	19:32.731	6	3:21.118	55.183	1:33.396	52.539	180.3	21:35.258		
7	3:14.425	54.288	1:29.247	50.890	182.1	22:47.156									



CLIO CUP SERIES

SPA EURO RACE

Qualifying 1

Sector Analysis

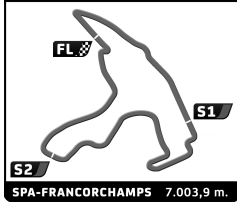
— Invalidated Lap

■ Personal Best

■ Session Best

■ Crossing the pit lane

Lap	Time	Sector 1	Sector 2	Sector 3	T.Sp	Elapsed	Lap	Time	Sector 1	Sector 2	Sector 3	T.Sp	Elapsed	
16	Giacomo TREBBI ITA MC Motortecnica CHA							35	Thomas COMPAIN FRA MILAN Competition JUN					
1	4:51.222	2:17.437	1:36.655	57.130	139.7	4:51.222	1	5:17.546	2:45.258	1:32.346	59.942	152.5	5:17.546	
2	3:10.226	53.644	1:27.232	49.350	181.5	8:01.448	2	3:08.136	52.910	1:26.082	49.144	194.6	8:25.682	
3	3:08.009	52.493	1:26.510	49.006	192.9	11:09.457	3	3:08.837	53.125	1:26.345	49.367	192.9	11:34.519	
4	3:11.621	53.102	1:27.336	51.183	189.8	14:21.078	4	3:11.125	53.548	1:27.468	50.109	192.9	14:45.644	
5	3:08.330	52.759	1:26.521	49.050	190.5	17:29.408	5	3:10.713	53.426	1:27.836	49.451	191.5	17:56.357	
6	3:10.019	52.960	1:27.207	49.852	187.5	20:39.427	6	3:11.730	53.555	1:28.459	49.716	193.2	21:08.087	
21	Stephan POLDERMAN NLD AST Competition GEN							39	Jaroslav HONZIK CZE GM Sport CHA					
1	3:14.878	57.246	1:27.845	49.787	175.9	3:14.878	1	3:12.184	52.539	1:29.300	50.345	163.1	3:12.184	
2	3:08.518	52.668	1:26.399	49.451	191.5	6:23.396	2	3:09.860	53.186	1:27.425	49.249	187.2	6:22.044	
3	3:10.742	53.036	1:28.344	49.362	183.4	9:34.138	3	3:12.453	53.368	1:27.787	51.298	188.2	9:34.497	
4	3:21.450	52.842	1:30.088	58.520	171.4	12:55.588	4	3:16.077	53.375	1:29.583	53.119	175.9	12:50.574	
5	3:18.066	52.935	1:31.534	53.597	184.9	16:13.654	5	3:11.695	54.331	1:27.656	49.708	166.2	16:02.269	
6	3:22.411	53.318	1:34.355	54.738	191.5	19:36.065	6	3:21.647	B 53.715	1:29.096	58.836	192.2	19:23.916	
7	3:10.401	52.974	1:28.872	48.555	179.7	22:46.466								
22	Ludovico LONGONI ITA MC Motortecnica CHA							40	Laurent DZIADUS FRA Team Lucas GEN					
1	5:10.670	2:19.148	1:42.796	1:08.726	141.9	5:10.670	1	3:09.412	47.559	1:30.237	51.616	162.2	3:09.412	
2	3:12.113	54.964	1:27.295	49.854	172.2	8:22.783	2	3:10.198	54.187	1:26.414	49.597	185.9	6:19.610	
3	3:10.270	54.033	1:26.816	49.421	192.9	11:33.053	3	3:12.228	53.843	1:27.779	50.606	184.3	9:31.838	
4	3:10.365	53.505	1:27.304	49.556	186.5	14:43.418	4	3:22.454	B 53.967	1:29.204	59.283	177.0	12:54.292	
5	3:10.705	53.410	1:27.593	49.702	190.1	17:54.123	5	4:03.652	1:45.700	1:28.023	49.929	188.2	16:57.944	
6	3:11.538	53.900	1:27.819	49.819	192.9	21:05.661	6	3:13.022	53.877	1:28.610	50.535	184.6	20:10.966	
28	David PAJOT FRA VICTEAM GEN							43	Damiano PUCETTI ITA RANGONI Corse JUN					
1	3:10.353	49.415	1:31.045	49.893	139.4	3:10.353	1	4:50.840	2:28.213	1:28.721	53.906	152.5	4:50.840	
2	3:10.308	54.449	1:26.770	49.089	180.3	6:20.661	2	3:11.115	53.957	1:27.664	49.494	170.9	8:01.955	
3	3:10.905	53.895	1:26.881	50.129	175.3	9:31.566	3	3:09.253	53.157	1:26.599	49.497	186.5	11:11.208	
4	3:11.111	53.947	1:27.312	49.852	184.0	12:42.677	4	3:10.662	53.131	1:26.937	50.594	195.7	14:21.870	
5	3:14.431	54.236	1:27.533	52.662	177.6	15:57.108	5	3:09.510	53.041	1:27.107	49.362	192.9	17:31.380	
6	3:10.209	53.486	1:27.268	49.455	184.3	19:07.317	6	3:12.449	53.720	1:29.086	49.643	167.4	20:43.829	
7	3:11.523	53.773	1:27.816	49.934	190.1	22:18.840								
30	Knuteirik KNUDSEN NOR TF Performance CHA							48	Nicolas JR MILAN FRA MILAN Competition					
1	5:07.914	2:33.006	1:32.348	1:02.560	153.8	5:07.914	1	5:16.726	2:44.462	1:32.313	59.951	159.1	5:16.726	
2	3:10.108	53.852	1:27.038	49.218	190.1	8:18.022	2	3:06.627	52.501	1:25.839	48.287	194.9	8:23.353	
3	3:10.596	53.670	1:27.417	49.509	192.2	11:28.618	3	3:06.122	52.526	1:25.099	48.497	194.9	11:29.475	
4	3:11.470	54.012	1:27.922	49.536	196.0	14:40.088	4	3:06.499	52.541	1:25.445	48.513	196.0	14:35.974	
5	3:12.844	53.955	1:29.028	49.861	192.9	17:52.932	5	3:07.865	52.772	1:25.927	49.166	195.3	17:43.839	
6	3:19.878	54.099	1:34.900	50.879	194.2	21:12.810	6	3:17.636	52.798	1:26.167	58.671	197.1	21:01.475	
33	Michel FAYE FRA GM Sport GEN							53	Nava NAVA ITA MC Motortecnica GEN					
1	3:18.090	51.967	1:33.842	52.281	143.6	3:18.090	1	4:51.484	2:19.638	1:35.897	55.949	147.9	4:51.484	
2	3:14.825	54.892	1:28.876	51.057	178.8	6:32.915	2	3:12.320	54.184	1:28.024	50.112	179.1	8:03.804	
3	3:13.445	54.967	1:27.992	50.486	186.9	9:46.360	3	3:12.566	53.383	1:28.420	50.763	193.5	11:16.370	
4	3:12.775	54.662	1:28.045	50.068	189.5	12:59.135	4	3:12.067	53.292	1:28.582	50.193	184.0	14:28.437	
5	3:18.707	54.741	1:30.589	53.377	190.8	16:17.842	5	3:12.786	53.433	1:29.041	50.312	192.2	17:41.223	
6	3:16.925	54.784	1:28.967	53.174	183.7	19:34.767	6	3:11.943	53.277	1:28.281	50.385	182.1	20:53.166	
7	3:15.204	54.719	1:29.273	51.212	174.2	22:49.971								



CLIO CUP SERIES

SPA EURO RACE

Qualifying 1

Sector Analysis

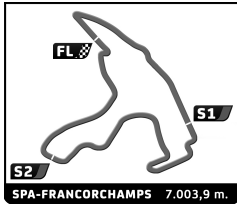
— Invalidated Lap

■ Personal Best

■ Session Best

■ Crossing the pit lane

Lap	Time	Sector 1	Sector 2	Sector 3	T.Sp	Elapsed	Lap	Time	Sector 1	Sector 2	Sector 3	T.Sp	Elapsed		
54	Sébastien GEHIN T2CM						FRA GEN	67	Miha FABIJAN BA Motorsport						SVN CHA
1	3:32.849	1:11.994	1:30.271	50.584	140.8	3:32.849	1	3:33.313	1:06.626	1:34.616	52.071	155.4	3:33.313		
2	3:10.970	54.026	1:27.129	49.815	179.7	6:43.819	2	3:11.719	54.340	1:27.599	49.780	181.8	6:45.032		
3	3:12.519	54.285	1:27.956	50.278	190.8	9:56.338	3	3:10.394	53.888	1:27.317	49.189	182.1	9:55.426		
4	3:13.502	54.087	1:29.523	49.892	193.2	13:09.840	4	3:09.886	53.589	1:26.732	49.565	184.9	13:05.312		
5	3:13.224	54.110	1:28.691	50.423	190.1	16:23.064	5	3:18.125	53.772	1:29.942	54.411	185.6	16:23.437		
6	3:14.431	53.935	1:29.731	50.765	175.0	19:37.495	6	3:18.445	53.514	1:30.726	54.205	182.4	19:41.882		
7	3:20.516B	53.803	1:29.733	56.980	190.8	22:58.011	7	3:13.418	53.244	1:28.128	52.046	190.1	22:55.300		
55	Rene STEENMETZ AST Competition						NLD GEN	73	Sandro CUTINI EsseCorse						ITA CHA
1	3:13.527	56.348	1:28.168	49.011	177.3	3:13.527	1	4:51.990	2:02.808	1:51.640	57.542	142.5	4:51.990		
2	3:10.580	52.398	1:29.220	48.962	196.7	6:24.107	2	3:12.407	54.433	1:27.783	50.191	185.2	8:04.397		
3	3:08.938	52.976	1:26.968	48.994	187.8	9:33.045	3	3:11.712	53.366	1:28.012	50.334	185.2	11:16.109		
4	3:19.477	53.345	1:29.574	56.558	191.8	12:52.522	4	3:11.325	53.349	1:27.919	50.057	188.2	14:27.434		
5	3:22.744	53.144	1:35.887	53.713	196.4	16:15.266	5	3:12.576	53.573	1:28.623	50.380	192.2	17:40.010		
6	3:19.775	53.202	1:29.312	57.261	183.7	19:35.041	6	3:20.528	53.716	1:29.716	57.096	192.2	21:00.538		
7	3:20.088	53.044	1:33.417	53.627	180.6	22:55.129									
56	Harry MC GOVERN GPA Racing						IRL JUN	75	Eduardo MIRANDA Uniq Racing						MEX JUN
1	4:49.551	2:11.841	1:40.728	56.982	123.9	4:49.551	1	3:19.693	1:00.819	1:28.006	50.868	161.9	3:19.693		
2	3:10.217	53.202	1:27.049	49.966	185.2	7:59.768	2	3:10.953	53.364	1:27.549	50.040	183.4	6:30.646		
3	3:10.238	52.923	1:27.035	50.280	194.6	11:10.006	3	3:10.540	53.852	1:27.221	49.467	177.0	9:41.186		
4	3:14.557	53.119	1:27.620	53.818	192.5	14:24.563	4	3:12.103	53.407	1:27.571	51.125	186.5	12:53.289		
5	3:10.289	53.377	1:27.665	49.247	193.2	17:34.852	5	3:10.294	53.283	1:27.738	49.273	192.9	16:03.583		
6	3:11.531	53.702	1:28.071	49.758	195.3	20:46.383	6	3:11.379	53.225	1:27.784	50.370	192.2	19:14.962		
							7	3:12.729	53.517	1:28.667	50.545	191.2	22:27.691		
57	ALDI VINCENTI CASTILLO Sevenhills Motorsport						CRI CHA	79	Felix HEIBERG TF Performance						NOR JUN
1	4:13.876	1:47.042	1:35.947	50.887	122.9	4:13.876	1	5:08.809	2:34.429	1:31.606	1:02.774	151.0	5:08.809		
2	3:14.829	54.962	1:29.144	50.723	185.6	7:28.705	2	3:10.167	54.022	1:26.852	49.293	176.2	8:18.976		
3	3:27.794	54.651	1:30.567	1:02.576	184.9	10:56.499	3	3:12.185	53.919	1:28.536	49.730	184.6	11:31.161		
4	3:17.225	54.198	1:30.874	52.153	188.5	14:13.724	4	3:13.867	54.093	1:29.511	50.263	188.8	14:45.028		
5	3:14.097	54.150	1:29.417	50.530	190.5	17:27.821	5	3:12.987	54.353	1:28.813	49.821	182.1	17:58.015		
6	3:14.723	54.172	1:29.727	50.824	188.2	20:42.544	6	3:15.839	54.121	1:30.564	51.154	190.8	21:13.854		
60	Leonardo ARDUINI MC Motortecnica						ITA JUN	84	Mattia LANCELLOTTI Sevenhills Motorsport						ITA CHA
1	4:48.338	2:16.339	1:35.845	56.154	135.0	4:48.338	1	4:06.912	1:45.917	1:30.278	50.717	128.9	4:06.912		
2	3:09.397	53.123	1:27.327	48.947	191.8	7:57.735	2	3:08.612	53.114	1:26.511	48.987	181.2	7:15.524		
3	3:10.249	53.239	1:27.411	49.599	189.1	11:07.984	3	3:38.724	54.112	1:46.301	58.311	149.6	10:54.248		
4	3:11.836	53.032	1:28.696	50.108	186.2	14:19.820	4	3:10.354	52.978	1:27.151	50.225	183.7	14:04.602		
5	3:12.219	53.329	1:28.378	50.512	170.6	17:32.039	5	3:13.252	53.343	1:28.727	51.182	191.8	17:17.854		
6	3:11.509	53.203	1:28.626	49.680	175.0	20:43.548	6	3:20.930	53.442	1:35.022	52.466	192.5	20:38.784		
65	Sebastian GAVAZZA Sevenhills Motorsport						ITA JUN	85	Benjamin CAUVAS GPA Racing						FRA CHA
1	4:11.375	1:48.038	1:33.209	50.128	129.0	4:11.375	1	4:50.082	2:12.944	1:40.162	56.976	125.1	4:50.082		
2	3:12.797	54.853	1:27.573	50.371	187.2	7:24.172	2	3:12.438	54.140	1:28.584	49.714	189.1	8:02.520		
3	3:31.334	55.631	1:36.886	58.817	185.9	10:55.506	3	3:10.310	53.253	1:27.700	49.357	189.1	11:12.830		
4	3:11.386	54.002	1:27.720	49.664	189.1	14:06.892	4	3:13.937	53.641	1:29.965	50.331	190.8	14:26.767		
5	3:11.733	53.840	1:27.993	49.900	191.5	17:18.625	5	3:11.231	53.455			192.5	17:37.998		
6	3:21.987	53.775	1:34.988	53.224	187.5	20:40.612	6	3:31.575B	53.998	1:35.042	1:02.535	190.1	21:09.573		



CLIO CUP SERIES

SPA EURO RACE

Qualifying 1

Sector Analysis

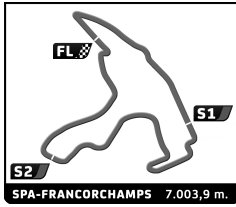
— Invalidated Lap

■ Personal Best

■ Session Best

■ Crossing the pit lane

Lap	Time	Sector 1	Sector 2	Sector 3	T.Sp	Elapsed	Lap	Time	Sector 1	Sector 2	Sector 3	T.Sp	Elapsed
86	Jack BYRNE					IRL	111	Nikola TOSIC					SRB
	GPA Racing					JUN		AKSK Crvena zvezda					JUN
1	4:49.666	2:12.284	1:40.478	56.904	123.4	4:49.666	1	4:07.581	1:43.187	1:33.521	50.873	139.4	4:07.581
2	3:10.840	54.475	1:26.449	49.916	196.0	8:00.506	2	3:08.505	53.181	1:26.514	48.810	180.6	7:16.086
3	3:13.941	52.812	1:29.573	51.556	193.9	11:14.447	3	3:08.821	53.010	1:26.628	49.183	188.5	10:24.907
4	3:11.237	53.214	1:28.244	49.779	194.2	14:25.684	4	3:13.875	56.149	1:27.481	50.245	174.8	13:38.782
5	3:10.366	53.287	1:27.575	49.504	191.5	17:36.050	5	3:29.705 B	53.450	1:28.407	1:07.848	190.1	17:08.487
6	3:18.099 B	53.087	1:28.746	56.266	198.2	20:54.149							
90	Emir SARAC					TUR	112	Mathias DALL					DNK
	Uniq Racing					CHA		DALL Racing					JUN
1	3:44.185	1:21.710	1:31.808	50.667	141.0	3:44.185	1	4:08.684	1:42.280	1:35.190	51.214	136.4	4:08.684
2	3:11.400	54.469	1:27.063	49.868	190.1	6:55.585	2	3:08.946	53.138	1:26.313	49.495	174.8	7:17.630
3	3:12.250	54.153	1:27.968	50.129	190.8	10:07.835	3	3:09.485	52.816	1:26.793	49.876	180.6	10:27.115
4	3:12.636	54.374	1:28.203	50.059	189.1	13:20.471	4	3:12.746	53.478	1:29.237	50.031	190.8	13:39.861
5	3:14.410	54.844	1:29.014	50.552	190.8	16:34.881	5	3:15.760	53.245	1:28.832	53.683	179.4	16:55.621
6	3:24.812 B	54.429	1:28.902	1:01.481	190.1	19:59.693	6	3:27.799 B	54.127	1:33.179	1:00.493	188.5	20:23.420
95	Gael ROSTANT					FRA	121	Ronnie STEFANI					ITA
	GPA Racing					GEN		EsseCorse					JUN
1	4:53.719	2:14.567	1:41.750	57.402	120.7	4:53.719	1	4:50.391	2:01.973	1:51.535	56.883	140.3	4:50.391
2	3:15.400	54.956	1:29.282	51.162	177.9	8:09.119	2	3:10.611	53.629	1:26.849	50.133	194.9	8:01.002
3	3:13.398	54.351	1:29.156	49.891	171.2	11:22.517	3	3:09.681	52.851	1:27.468	49.362	184.6	11:10.683
4	3:12.670	54.394	1:28.824	49.452	163.6	14:35.187	4	3:12.055	53.599	1:27.801	50.655	187.5	14:22.738
5	3:16.078	55.948	1:28.831	51.299	180.3	17:51.265	5	3:10.647	53.534	1:27.954	49.159	194.2	17:33.385
6	3:13.774	54.924	1:28.723	50.127	167.7	21:05.039	6	3:11.732	53.682	1:28.076	49.974	194.9	20:45.117
99	Guillaume MAIO					FRA	131	Lucas CARTELLE					BEL
	GM Sport					CHA		MILAN Competition					JUN
1	3:08.446	51.557	1:27.301	49.588	162.2	3:08.446	1	5:18.403	2:46.019	1:32.119	1:00.265	146.9	5:18.403
2	3:09.066	53.910	1:25.654	49.502	189.1	6:17.512	2	3:09.056	53.372	1:26.810	48.874	190.1	8:27.459
3	3:09.443	53.637	1:26.240	49.566	190.5	9:26.955	3	3:10.608	53.587	1:27.602	49.419	188.8	11:38.067
4	3:24.707	59.059	1:29.348	56.300	174.2	12:51.662	4	3:11.889	53.444	1:27.756	50.689	188.2	14:49.956
5	3:16.330 B	53.098	1:26.880	56.352	194.9	16:07.992	5	3:13.011	55.142	1:28.258	49.611	185.9	18:02.967
6	4:09.820	1:50.411	1:29.792	49.617	193.9	20:17.812	6	3:13.893	54.914	1:28.691	50.288	185.9	21:16.860
100	Romain LAVOCAT					FRA	165	Rolando BORDACCHINI					ITA
	GM Sport					CHA		RANGONI Corse					GEN
1	3:16.635	49.921	1:34.342	52.372	141.7	3:16.635	1	5:11.255	2:32.611	1:34.956	1:03.688	145.2	5:11.255
2	3:14.600	55.302	1:27.797	51.501	186.5	6:31.235	2	3:19.360	55.433	1:33.080	50.847	175.6	8:30.615
3	3:13.220	54.993	1:28.064	50.163	189.5	9:44.455	3	3:15.909	54.739	1:30.711	50.459	184.3	11:46.524
4	3:12.724	54.722	1:27.548	50.454	189.1	12:57.179	4	3:17.103	55.423	1:30.554	51.126	170.1	15:03.627
5	3:19.643	55.427	1:32.998	51.218	190.1	16:16.822	5	3:19.514	56.975	1:31.746	50.793	152.5	18:23.141
6	3:15.446	54.572	1:29.784	51.090	186.5	19:32.268	6	3:15.575	54.283	1:30.529	50.763	180.0	21:38.716
7	3:16.568	54.971	1:30.975	50.622	167.2	22:48.836							
107	Lorenzo VAN RIET					NLD	170	Rémi BELLEVILLE					FRA
	RANGONI Corse					CHA		FAS Competition					CHA
1	5:07.250	2:30.937	1:33.914	1:02.399	151.3	5:07.250	1	3:21.047	48.303	1:37.231	55.513	137.6	3:21.047
2	3:08.554	53.427	1:26.061	49.066	190.5	8:15.804	2	3:15.081	55.239	1:28.122	51.720	165.6	6:36.128
3	3:10.771	53.342	1:26.483	50.946	194.6	11:26.575	3	3:15.420	55.230	1:29.407	50.783	166.7	9:51.548
4	3:10.111	53.134	1:27.947	49.030	196.0	14:36.686	4	3:15.997	54.842	1:29.031	52.124	171.4	13:07.545
5	3:10.732	53.067	1:27.731	49.934	196.0	17:47.418	5	3:22.452	58.477	1:29.697	54.278	169.3	16:29.997
6	3:25.733 B	53.179	1:30.081	1:02.473	195.3	21:13.151	6	3:16.466	55.057	1:30.183	51.226	180.0	19:46.463
							7	3:32.268 B	55.540	1:35.763	1:00.965	181.8	23:18.731



CLIO CUP SERIES

SPA EURO RACE

Qualifying 1

Sector Analysis

— Invalidated Lap

■ Personal Best

■ Session Best

B Crossing the pit lane

Lap	Time	Sector 1	Sector 2	Sector 3	T.Spd	Elapsed	Lap	Time	Sector 1	Sector 2	Sector 3	T.Spd	Elapsed
207	Cristian RICCIARINI ITA												
	EsseCorse GEN												
1	4:48.637	2:01.047	1:51.717	55.873	147.7	4:48.637							
2	3:08.455	53.364	1:25.723	49.368	192.9	7:57.092							
3	3:11.268	54.414	1:27.271	49.583	186.9	11:08.360							
4	3:10.969	53.572	1:27.460	49.937	187.8	14:19.329							
5	3:26.164 B	53.572	1:30.659	1:01.933	189.8	17:45.493							
372	Andrea CHIERICHETTI ITA												
	MC Motortecnica GEN												
1	4:54.355	2:20.730	1:36.882	56.743	150.8	4:54.355							
2	3:15.424	55.569	1:28.759	51.096	185.2	8:09.779							
3	3:26.627	55.149	1:38.662	52.816	174.5	11:36.406							
4	3:14.330	54.265	1:29.015	51.050	188.5	14:50.736							
5	3:14.448	54.923	1:29.072	50.453	174.2	18:05.184							
6	3:13.189	54.354	1:28.725	50.110	185.2	21:18.373							
555	Youssef GABER EGY												
	Uniq Racing CHA												
1	3:38.961	1:14.261	1:32.450	52.250	155.6	3:38.961							
2	<u>3:10.454</u>	53.816	1:26.881	49.757	191.5	6:49.415							
3	3:10.696	53.371	1:27.694	49.631	192.9	10:00.111							
4	<u>3:14.785</u>	53.079	1:31.124	50.582	194.2	13:14.896							
5	3:11.632	53.736	1:28.223	49.673	192.2	16:26.528							
6	3:14.213	54.126	1:29.232	50.855	188.8	19:40.741							
7	3:27.514 B	53.908	1:29.638	1:03.968	192.9	23:08.255							
999	Horn HORN FRA												
	GPA Racing GEN												
1	4:53.153	2:13.792	1:41.309	58.052	120.3	4:53.153							
2	3:14.714	54.996	1:28.453	51.265	191.2	8:07.867							
3	3:16.301	55.577	1:29.994	50.730	165.4	11:24.168							
4	3:14.105	54.525	1:29.469	50.111	186.5	14:38.273							
5	3:12.539	53.751	1:28.327	50.461	184.0	17:50.812							
6	3:16.328	54.822	1:28.210	53.296	185.2	21:07.140							