

CLIO CUP SERIES

SPA EURO RACE

Race 2

Sector Analysis

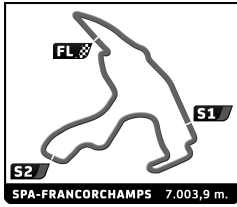
— Invalidated Lap

■ Personal Best

■ Session Best

■ Crossing the pit lane

Lap	Time	Sector 1	Sector 2	Sector 3	T.Spd	Elapsed	Lap	Time	Sector 1	Sector 2	Sector 3	T.Spd	Elapsed		
1	David POUGET	FRA						10	3:54.452	59.810	2:07.508	47.134	132.5	35:09.017	
	GPA Racing	JUN						7	Mickaël CARREE	FRA					
1	4:21.958	1:12.282	1:46.924	1:22.752	167.2	4:21.958		T2CM	GEN						
2	2:52.434	49.910	1:18.109	44.415	197.1	7:14.392	1	4:36.247	1:43.119	1:36.735	1:16.393	161.9	4:36.247		
3	2:50.414	49.239	1:16.833	44.342	200.4	10:04.806	2	2:56.126	51.711	1:18.884	45.531	200.7	7:32.373		
4	3:45.325	49.315	1:39.248	1:16.762	194.9	13:50.131	3	2:52.818	50.204	1:17.550	45.064	204.5	10:25.191		
5	3:40.627	1:04.895	1:40.889	54.843	162.9	17:30.758	4	3:54.580	50.038	1:33.597	1:30.945	203.0	14:19.771		
6	2:49.030	49.196	1:15.798	44.036	208.5	20:19.788	5	3:22.719	59.375	1:35.898	47.446	128.9	17:42.490		
7	2:50.136	49.741	1:15.788	44.607	205.7	23:09.924	6	2:52.652	49.782	1:17.417	45.453	206.1	20:35.142		
8	2:56.090	48.847	1:15.817	51.426	208.1	26:06.014	7	2:53.010	50.230	1:17.532	45.248	202.6	23:28.152		
9	4:27.533	55.868	2:15.858	1:15.807	192.9	30:33.547	8	2:59.304	49.541	1:16.739	53.024	204.9	26:27.456		
10	3:52.053	1:05.835	1:52.856	53.362	128.4	34:25.600	9	4:24.862	52.327	2:18.064	1:14.471	138.8	30:52.318		
							10	3:55.110	1:08.077	1:59.503	47.530	128.1	34:47.428		
2	Adam SASCHA	ITA						10	Mauro POLDERMAN	NLD					
	Sevenhills Motorsport	JUN							AST Competition	JUN					
1	4:42.749	1:55.734	1:31.250	1:15.765	154.7	4:42.749	1	4:24.980	1:20.611	1:43.514	1:20.855	125.0	4:24.980		
2	2:58.127	50.846	1:20.329	46.952	193.2	7:40.876	2	2:52.672	49.685	1:18.200	44.787	190.8	7:17.652		
3	3:01.299	50.832	1:20.568	49.899	204.5	10:42.175	3	2:52.358	50.839	1:17.063	44.456	199.6	10:10.010		
4	3:54.281	50.809	1:24.435	1:39.037	181.8	14:36.456	4	3:44.025	49.653	1:35.934	1:18.438	206.5	13:54.035		
5	3:13.899	53.556	1:33.636	46.707	154.7	17:50.355	5	3:38.686	1:05.690	1:39.194	53.802	187.2	17:32.721		
6	2:55.504	50.099	1:18.856	46.549	202.2	20:45.859	6	2:52.991	49.735	1:18.739	44.517	204.9	20:25.712		
7	2:54.240	49.957	1:18.487	45.796	204.9	23:40.099	7	2:51.685	49.951	1:16.503	45.231	202.6	23:17.397		
8	2:58.720	50.184	1:18.595	49.941	208.1	26:38.819	8	2:54.915	49.246	1:17.933	47.736	205.3	26:12.312		
9	4:20.251	52.428	2:17.440	1:10.383	183.7	30:59.070	9	4:26.701	56.935	2:14.022	1:15.744	158.6	30:39.013		
10	3:57.801	1:07.493	2:02.839	47.469	119.6	34:56.871	10	3:53.795	1:07.186	1:53.961	52.648	144.4	34:32.808		
3	Daniel NYFFELER	CHE						11	Nikola MILJKOVIC	SRB					
	STUCKI Motorsport	CHA							TEMPO Racing	CHA					
1	4:39.594	1:49.914	1:33.895	1:15.785	163.9	4:39.594	1	4:22.844	1:15.951	1:44.826	1:22.067	136.7	4:22.844		
2	2:58.856	51.947	1:20.277	46.632	191.8	7:38.450	2	2:53.017	49.513	1:19.136	44.368	194.6	7:15.861		
3	3:20.183	51.690	1:20.110	1:08.383	191.5	10:58.633	3	2:49.915	49.508	1:16.488	43.919	206.1	10:05.776		
4	Aurélien RENET	FRA						4	3:45.804	49.260	1:39.183	1:17.361	205.3	13:51.580	
	JSB Compétiton	CHA						5	3:40.138	1:05.423	1:39.939	54.776	187.8	17:31.718	
1	4:25.446	1:21.893	1:43.222	1:20.331	126.2	4:25.446	6	2:49.462	48.908	1:16.308	44.246	209.7	20:21.180		
2	2:52.534	50.065	1:17.754	44.715	204.2	7:17.980	7	2:48.965	48.870	1:15.867	44.228	209.3	23:10.145		
3	2:52.441	50.508	1:17.282	44.651	203.8	10:10.421	8	2:57.511	48.863	1:16.846	51.802	205.7	26:07.656		
4	3:45.176	49.251	1:36.498	1:19.427	201.1	13:55.597	9	4:27.882	56.583	2:15.557	1:15.742	190.8	30:35.538		
5	3:37.465	1:05.916	1:38.456	53.093	177.3	17:33.062	10	3:52.226	1:05.446	1:54.060	52.720	143.0	34:27.764		
6	2:51.178	49.728	1:17.000	44.450	208.1	20:24.240									
7	2:49.958	49.479	1:16.077	44.402	201.9	23:14.198	12	Gabriele TORELLI	ITA						
8	2:54.655	49.239	1:16.380	49.036	202.6	26:08.853		RANGONI Corse							
9	4:28.336	58.240	2:14.352	1:15.744	159.3	30:37.189	1	4:23.340	1:16.963	1:44.757	1:21.620	129.5	4:23.340		
10	3:53.169	1:06.025	1:53.645	53.499	150.2	34:30.358	2	2:51.391	49.577	1:17.900	43.914	204.2	7:14.731		
							3	2:49.771	49.055	1:16.824	43.892	195.3	10:04.502		
							4	3:44.483	49.332	1:38.752	1:16.399	201.5	13:48.985		
							5	3:41.081	1:04.595	1:41.418	55.068	166.2	17:30.066		
							6	2:49.323	49.364	1:15.634	44.325	201.1	20:19.389		
							7	2:50.755	49.404	1:16.567	44.784	200.4	23:10.144		
							8	2:56.574	48.727	1:15.882	51.965	202.2	26:06.718		
							9	4:27.425	55.644	2:15.832	1:15.949	193.2	30:34.143		
							10	3:51.844	1:05.704	1:52.973	53.167	137.2	34:25.987		
5	Anthony JURADO	FRA						13	Alex LANCELOTTI	ITA					
	RANGONI Corse	CHA							GPA Racing	CHA					
1	4:26.992	1:23.328	1:43.761	1:19.903	115.4	4:26.992	1	4:21.544	1:09.378	1:48.727	1:23.439	102.8	4:21.544		
2	2:56.446	50.436	1:20.413	45.597	202.2	7:23.438									
3	2:52.816	50.686	1:17.588	44.542	204.2	10:16.254									
4	3:51.342	49.288	1:35.896	1:26.158	203.8	14:07.596									
5	3:29.458	1:01.882	1:36.735	50.841	152.1	17:37.054									
6	2:51.658	49.227	1:18.087	44.344	206.1	20:28.712									
7	2:52.947	49.599	1:18.361	44.987	211.8	23:21.659									
8	3:23.219	49.287	1:32.909	1:01.023	208.1	26:44.878									
9	4:29.687	2:11.887	1:31.460	46.340	194.9	31:14.565									



CLIO CUP SERIES

SPA EURO RACE

Race 2

Sector Analysis

— Invalidated Lap

■ Personal Best

■ Session Best

B Crossing the pit lane

Lap	Time	Sector 1	Sector 2	Sector 3	T.Spd	Elapsed	Lap	Time	Sector 1	Sector 2	Sector 3	T.Spd	Elapsed
2	2:58.849	50.212	1:24.446	44.191	200.7	7:20.393	7	2:53.819	49.912	1:19.107	44.800	206.5	23:21.828
3	2:50.765	49.285	1:16.629	44.851	205.3	10:11.158	8	2:56.260	50.044	1:17.961	48.255	203.4	26:18.088
4	3:47.041	49.017	1:36.838	1:21.186	190.8	13:58.199	9	4:25.549	55.492	2:14.431	1:15.626	145.6	30:43.637
5	3:35.837	1:05.070	1:38.656	52.111	161.7	17:34.036	10	3:53.657	1:07.253	1:54.943	51.461	145.6	34:37.294
6	2:52.250	49.074	1:18.456	44.720	202.6	20:26.286							
7	2:50.853	50.280	1:15.995	44.578	203.8	23:17.139							
8	2:54.454	49.421	1:16.235	48.798	209.3	26:11.593							
9	4:26.322	56.651	2:13.897	1:15.774	167.2	30:37.915							
10	3:53.553	1:06.148	1:53.676	53.729	151.5	34:31.468							

14 Udo BRUNNER						
STUCKI Motorsport						DEU
						GEN
1	4:51.221	2:07.010	1:30.406	1:13.805	125.4	4:51.221
2	3:10.518	53.497	1:27.801	49.220	176.8	8:01.739
3	3:11.480	53.339	1:27.684	50.457	179.7	11:13.219
4	3:30.721	53.905	1:29.607	1:07.209	172.5	14:43.940
5	3:15.327	53.614	1:31.813	49.900	174.2	17:59.267
6	3:10.066	52.845	1:27.527	49.694	187.5	21:09.333
7	3:09.878	53.247	1:27.324	49.307	173.9	24:19.211
8	3:11.802	53.117	1:28.170	50.515	177.0	27:31.013
9	3:33.840	53.894	1:35.236	1:04.710	176.5	31:04.853
10	4:03.760	1:08.567	2:06.088	49.105	132.2	35:08.613

16 Giacomo TREBBI						
MC Motor Tecnica						ITA
						CHA
1	4:31.332	1:32.895	1:40.538	1:17.899	157.7	4:31.332
2	2:54.240	51.349	1:18.377	44.514	203.0	7:25.572
3	2:51.083	49.923	1:16.795	44.365	203.0	10:16.655
4	3:51.448	49.030	1:36.169	1:26.249	203.8	14:08.103
5	3:29.208	1:02.018	1:37.043	50.147	150.0	17:37.311
6	2:51.029	49.093	1:17.336	44.600	210.5	20:28.340
7	2:51.935	49.000	1:18.572	44.363	209.7	23:20.275
8	2:54.313	49.314	1:16.802	48.197	209.3	26:14.588
9	4:26.548	56.657	2:14.251	1:15.640	167.2	30:41.136
10	3:53.511	1:06.701	1:54.705	52.105	143.0	34:34.647

21 Stephan POLDERMAN						
AST Competition						NLD
						GEN
1	4:29.248	1:28.873	1:41.831	1:18.544	136.4	4:29.248
2	2:54.174	49.865	1:19.317	44.992	195.7	7:23.422
3	2:52.521	50.151	1:17.698	44.672	205.3	10:15.943
4	3:48.610	49.469	1:34.999	1:24.142	206.1	14:04.553
5	3:32.229	1:04.266	1:36.668	51.295	153.6	17:36.782
6	2:51.788	49.278	1:17.478	45.032	208.5	20:28.570
7	2:53.958	49.631	1:19.489	44.838	210.1	23:22.528
8	2:58.579	49.915	1:19.434	49.230	208.1	26:21.107
9	4:25.463	54.875	2:15.092	1:15.496	141.7	30:46.570
10	3:52.931	1:07.185	1:55.430	50.316	150.4	34:39.501

22 Ludovico LONGONI						
MC Motor Tecnica						ITA
						CHA
1	4:26.005	1:22.293	1:43.367	1:20.345	121.1	4:26.005
2	2:55.221	50.754	1:18.615	45.852	200.7	7:21.226
3	2:51.220	49.406	1:17.239	44.575	185.2	10:12.446
4	3:48.184	49.874	1:36.045	1:22.265	201.5	14:00.630
5	3:34.893	1:04.372	1:38.172	52.349	148.4	17:35.523
6	2:52.486	49.627	1:17.798	45.061	204.2	20:28.009

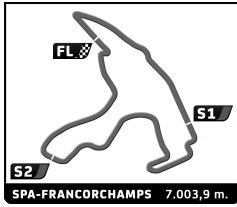
28 David PAJOT						
VICTEAM						FRA
						GEN
1	4:37.525	1:44.101	1:36.097	1:17.327	167.4	4:37.525
2	2:55.543	51.446	1:19.272	44.825	197.8	7:33.068
3	2:51.681	49.826	1:17.402	44.453	204.5	10:24.749
4	3:53.542	49.254	1:34.202	1:30.086	208.5	14:18.291
5	3:23.639	1:00.171	1:35.780	47.688	131.2	17:41.930
6	2:51.791	49.240	1:17.976	44.575	208.1	20:33.721
7	2:50.844	49.268	1:17.129	44.447	206.1	23:24.565
8	2:57.833	49.240	1:18.338	50.255	209.7	26:22.398
9	4:25.790	54.812	2:15.420	1:15.558	130.4	30:48.188
10	3:55.325	1:08.514	1:54.811	52.000	133.7	34:43.513

30 Knuteirik KNUDSEN						
TF Performance						NOR
						CHA
1	4:30.888	1:31.673	1:40.791	1:18.424	150.8	4:30.888
2	2:55.238	52.080	1:18.386	44.772	191.5	7:26.126
3	2:51.001	50.290	1:16.532	44.179	203.0	10:17.127
4	3:51.635	49.463	1:35.677	1:26.495	204.9	14:08.762
5	3:28.976	1:02.070	1:36.651	50.255	144.6	17:37.738
6	2:51.661	49.637	1:17.163	44.861	206.5	20:29.399
7	2:53.932	49.224	1:19.250	45.458	210.9	23:23.331

33 Michel FAYE						
GM Sport						FRA
						GEN
1	4:48.229	2:04.390	1:28.551	1:15.288	134.8	4:48.229
2	3:01.738	53.677	1:20.936	47.125	190.1	7:49.967
3	2:58.542	51.982	1:19.440	47.120	197.4	10:48.509
4	3:52.433	52.625	1:21.397	1:38.411	179.7	14:40.942
5	3:12.398	53.268	1:32.053	47.077	176.2	17:53.340
6	2:57.849	50.964	1:20.230	46.655	197.1	20:51.189
7	2:56.262	51.248	1:18.681	46.333	198.9	23:47.451
8	2:58.600	51.592	1:19.729	47.279	196.4	26:46.051
9	4:17.037	51.723	2:18.243	1:07.071	197.1	31:03.088
10	3:59.762	1:08.590	2:04.229	46.943	124.6	35:02.850

35 Thomas COMPAIN						
MILAN Competition						FRA
						JUN
1	4:24.219	1:19.347	1:43.575	1:21.297	127.1	4:24.219
2	2:52.802	50.031	1:17.869	44.902	204.5	7:17.021
3	2:51.374	49.789	1:16.989	44.596	203.4	10:08.395
4	3:44.064	49.891	1:36.607	1:17.566	200.4	13:52.459
5	3:39.569	1:05.927	1:39.467	54.175	185.9	17:32.028
6	2:53.836	49.252	1:19.679	44.905	206.5	20:25.864
7	2:53.176	50.978	1:18.147	44.051	204.2	23:19.040
8	2:54.297	49.991	1:16.594	47.712	200.0	26:13.337
9	4:26.726	57.109	2:13.791	1:15.826	155.2	30:40.063
10	3:53.218	1:07.150	1:53.450	52.618	143.8	34:33.281

39 Jaroslav HONZIK						
GM Sport						CZE
						CHA
1	4:40.992	1:52.253	1:32.565	1:16.174	158.6	4:40.992



CLIO CUP SERIES

SPA EURO RACE

Race 2

Sector Analysis

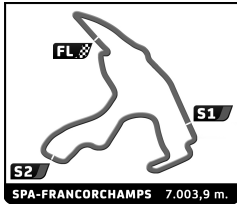
— Invalidated Lap

■ Personal Best

■ Session Best

B Crossing the pit lane

Lap	Time	Sector 1	Sector 2	Sector 3	T.Sp	Elapsed	Lap	Time	Sector 1	Sector 2	Sector 3	T.Sp	Elapsed	
2	2:57.094	51.207	1:19.737	46.150	182.7	7:38.086	10	3:58.160	1:09.326	1:58.721	50.113	107.7	34:53.144	
3	2:57.254	51.836	1:19.540	45.878	202.6	10:35.340	55 Rene STEENMETZ						NLD	
4	3:47.957	50.565	1:24.733	1:32.659	189.1	14:23.297	AST Competition						GEN	
5	3:21.253	59.063	1:34.866	47.324	125.0	17:44.550	1	4:45.552	2:01.905	1:29.309	1:14.338	131.2	4:45.552	
40 Laurent DZIADUS							FRA	2	2:56.938	52.167	1:18.311	46.460	196.0	7:42.490
Team Lucas							GEN	3	2:56.146	49.475	1:19.731	46.940	198.9	10:38.636
1	4:43.126	1:57.213	1:30.538	1:15.375	139.9	4:43.126	4	3:50.963	50.356	1:25.634	1:34.973	193.9	14:29.599	
2	2:57.435	51.079	1:20.232	46.124	182.7	7:40.561	5	3:18.671	56.660	1:34.975	47.036	134.7	17:48.270	
3	3:00.708	50.250	1:20.429	50.029	190.8	10:41.269	6	2:51.430	50.471	1:16.486	44.473	204.2	20:39.700	
43 Damiano PUCCETTI							ITA	7	2:51.359	49.903	1:16.725	44.731	203.4	23:31.059
RANGONI Corse							JUN	8	2:57.515	49.940	1:16.823	50.752	203.4	26:28.574
1	4:23.860	1:17.489	1:44.605	1:21.766	137.1	4:23.860	9	4:25.201	52.519	2:18.828	1:13.854	157.2	30:53.775	
2	2:53.574	50.322	1:18.362	44.890	189.8	7:17.434	10	3:57.889	1:08.371	1:59.400	50.118	132.5	34:51.664	
3	2:52.286	50.745	1:17.248	44.293	201.9	10:09.720	56 Harry MC GOVERN						IRL	
4	3:43.292	49.743	1:35.760	1:17.789	202.2	13:53.012	GPA Racing						JUN	
5	3:39.327	1:06.024	1:39.392	53.911	189.5	17:32.339	1	4:28.639	1:27.505	1:42.311	1:18.823	121.6	4:28.639	
6	2:54.237	50.560	1:19.021	44.656	200.4	20:26.576	2	2:54.576	50.103	1:19.432	45.041	203.0	7:23.215	
7	2:53.143	50.045	1:17.923	45.175	205.3	23:19.719	3	2:51.545	50.033	1:16.699	44.813	201.5	10:14.760	
8	2:56.588	49.912	1:18.907	47.769	201.9	26:16.307	4	3:48.731	49.555	1:35.116	1:24.060	203.4	14:03.491	
9	4:25.442	55.619	2:14.105	1:15.718	152.8	30:41.749	5	3:32.911	1:04.095	1:37.171	51.645	160.7	17:36.402	
10	3:53.803	1:07.753	1:53.734	52.316	141.0	34:35.552	6	2:51.506	49.349	1:17.512	44.645	207.3	20:27.908	
48 Nicolas MILAN							FRA	7	2:52.909	49.465	1:18.800	44.644	202.6	23:20.817
MILAN Competition								8	2:56.445	49.374	1:19.015	48.056	211.8	26:17.262
1	4:22.532	1:14.730	1:45.240	1:22.562	145.2	4:22.532	9	4:25.901	55.930	2:14.393	1:15.578	142.9	30:43.163	
2	2:51.486	49.583	1:17.392	44.511	206.1	7:14.018	10	3:53.789	1:07.417	1:55.017	51.355	139.0	34:36.952	
3	2:49.998	49.522	1:16.117	44.359	205.7	10:04.016	57 ALDI VINCENTI CASTILLO						CRI	
4	3:45.516	49.970	1:38.953	1:16.593	200.7	13:49.532	Sevenhills Motorsport						CHA	
5	3:40.913	1:04.833	1:41.051	55.029	157.2	17:30.445	1	4:47.388	2:01.496	1:29.162	1:16.730	134.3	4:47.388	
6	2:49.220	49.244	1:15.781	44.195	206.1	20:19.665	2	3:00.151	52.093	1:20.904	47.154	190.1	7:47.539	
7	2:49.688	49.044	1:16.439	44.205	204.5	23:09.353	3	2:57.986	51.248	1:20.126	46.612	192.5	10:45.525	
8	2:57.975	49.689	1:16.011	52.275	198.2	26:07.328	4	3:51.725	51.045	1:21.478	1:39.202	174.2	14:37.250	
9	4:27.587	56.034	2:15.648	1:15.905	190.8	30:34.915	5	3:13.892	54.065	1:32.840	46.987	140.3	17:51.142	
10	3:51.405	1:05.542	1:53.258	52.605	131.7	34:26.320	6	2:54.784	50.107	1:18.527	46.150	204.2	20:45.926	
53 Nava NAVA							ITA	7	2:54.599	49.813	1:18.961	45.825	198.5	23:40.525
MC Motortecnica							GEN	8	2:58.818	49.982	1:18.628	50.208	195.7	26:39.343
1	4:38.275	1:46.093	1:35.350	1:16.832	168.0	4:38.275	9	4:20.100	53.131	2:16.883	1:10.086	163.4	30:59.443	
2	2:58.877	51.758	1:20.957	46.162	197.1	7:37.152	10	3:58.251	1:07.905	2:02.957	47.389	122.9	34:57.694	
3	2:57.455	51.764	1:19.712	45.979	202.6	10:34.607	60 Leonardo ARDUINI						ITA	
4	3:47.336	51.059	1:24.131	1:32.146	188.2	14:21.943	MC Motortecnica						JUN	
5	3:22.067	58.625	1:35.727	47.715	139.4	17:44.010	1	4:27.381	1:23.970	1:43.554	1:19.857	123.1	4:27.381	
6	3:28.948	50.289	1:34.722	1:03.937	203.8	21:12.958	2	2:53.540	50.171	1:18.974	44.395	201.9	7:20.921	
54 Sébastien GEHIN							FRA	3	2:50.637	49.252	1:17.024	44.361	208.5	10:11.558
T2CM							GEN	4	3:47.189	49.110	1:36.810	1:21.269	206.9	13:58.747
1	4:38.958	1:47.761	1:34.723	1:16.474	157.9	4:38.958	5	3:35.908	1:05.089	1:38.412	52.407	156.1	17:34.655	
2	2:58.812	52.299	1:20.229	46.284	187.8	7:37.770	6	2:52.337	48.999	1:18.521	44.817	210.1	20:26.992	
3	2:57.169	51.644	1:19.383	46.142	201.1	10:34.939	7	2:52.893	49.845	1:18.291	44.757	200.0	23:19.885	
4	3:48.805	50.954	1:25.124	1:32.727	184.6	14:23.744	8	2:53.977	49.611	1:16.619	47.747	210.5	26:13.862	
5	3:21.186	59.236	1:35.227	46.723	120.1	17:44.930	9	4:26.546	56.964	2:13.936	1:15.646	158.4	30:40.408	
6	2:53.990	50.036	1:18.573	45.381	203.8	20:38.920	10	3:53.326	1:07.083	1:53.808	52.435	143.8	34:33.734	
7	2:52.696	50.441	1:17.347	44.908	200.7	23:31.616	65 Sebastian GAVAZZA						ITA	
8	2:58.659	50.099	1:18.927	49.633	204.5	26:30.275	Sevenhills Motorsport						JUN	
9	4:24.709	53.036	2:18.750	1:12.923	166.2	30:54.984	1	4:44.368	1:58.816	1:30.586	1:14.966	134.2	4:44.368	



CLIO CUP SERIES

SPA EURO RACE

Race 2

Sector Analysis

— Invalidated Lap

■ Personal Best

■ Session Best

■ Crossing the pit lane

Lap	Time	Sector 1	Sector 2	Sector 3	T.Sp	Elapsed
2	2:56.775	51.562	1:19.220	45.993	196.4	7:41.143
3	8:22.791B	50.645	1:19.581	6:12.565	201.1	16:03.934

67 Miha FABIJAN						
BA Motorsport						SVN
						CHA
1	4:42.286	1:54.517	1:31.643	1:16.126	125.0	4:42.286
2	2:57.323	51.301	1:19.841	46.181	190.1	7:39.609
3	2:59.034	50.821	1:20.510	47.703	186.9	10:38.643
4	3:52.811	50.969	1:25.773	1:36.069	184.9	14:31.454
5	3:17.629	56.045	1:34.673	46.911	137.2	17:49.083
6	2:54.964	50.061	1:19.029	45.874	198.2	20:44.047
7	2:54.112	50.618	1:18.351	45.143	197.1	23:38.159
8	2:59.512	50.415	1:19.146	49.951	203.0	26:37.671
9	4:19.068	52.121	2:16.652	1:10.295	180.0	30:56.739
10	3:58.513	1:08.480	2:02.881	47.152	113.2	34:55.252

73 Sandro CUTINI						
EsseCorse						ITA
						CHA
1	4:41.584	1:53.128	1:32.144	1:16.312	149.4	4:41.584
2	2:58.846	51.213	1:20.381	47.252	181.5	7:40.430
3	2:57.096	49.976	1:20.300	46.820	189.5	10:37.526
4	3:54.479	53.582	1:24.788	1:36.109	182.7	14:32.005
5	3:17.592	56.026	1:34.715	46.851	142.1	17:49.597
6	2:54.798	49.943	1:19.231	45.624	182.1	20:44.395
7	2:53.180	50.124	1:17.705	45.351	200.7	23:37.575
8	2:58.553	50.544	1:18.830	49.179	199.3	26:36.128
9	4:19.629	53.154	2:14.513	1:11.962	174.2	30:55.757
10	3:57.919	1:09.019	1:58.906	49.994	113.0	34:53.676

75 Eduardo MIRANDA						
Uniq Racing						MEX
						JUN
1	4:32.823	1:35.226	1:39.007	1:18.590	144.4	4:32.823
2	2:56.735	51.196	1:20.526	45.013	199.6	7:29.558
3	2:52.373	49.576	1:17.834	44.963	193.2	10:21.931
4	3:50.251	49.322	1:32.710	1:28.219	203.8	14:12.182
5	3:27.023	1:01.590	1:36.189	49.244	134.8	17:39.205
6	2:50.735	49.578	1:16.744	44.413	206.5	20:29.940
7	2:53.589	49.621	1:18.788	45.180	208.9	23:23.529
8	2:56.727	49.431	1:18.580	48.716	210.1	26:20.256
9	4:24.979	54.878	2:15.091	1:15.010	142.5	30:45.235
10	3:53.560	1:07.076	1:55.259	51.225	142.5	34:38.795

79 Felix HEIBERG						
TF Performance						NOR
						JUN
1	4:32.493	1:34.501	1:39.304	1:18.688	142.9	4:32.493
2	2:56.400	51.484	1:19.908	45.008	200.4	7:28.893
3	2:53.794	49.660	1:19.567	44.567	201.5	10:22.687
4	3:51.187	49.601	1:32.829	1:28.757	202.6	14:13.874
5	3:26.492	1:01.835	1:35.568	49.089	144.6	17:40.366
6	2:51.750	49.275	1:17.875	44.600	204.9	20:32.116
7	2:51.928	49.290	1:17.815	44.823	207.7	23:24.044
8	2:57.669	49.473	1:18.457	49.739	206.1	26:21.713
9	4:25.557	55.020	2:15.082	1:15.455	134.3	30:47.270
10	3:55.432	1:07.379	1:55.367	52.686	164.1	34:42.702

85 Benjamin CAUVAS						
GPA Racing						FRA
						CHA

Lap	Time	Sector 1	Sector 2	Sector 3	T.Sp	Elapsed
1	4:26.714	1:22.826	1:43.763	1:20.125	121.2	4:26.714

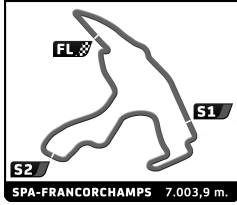
86 Jack BYRNE						
GPA Racing						IRL
						JUN
1	4:27.982	1:24.608	1:43.582	1:19.792	135.3	4:27.982
2	2:53.763	49.656	1:19.805	44.302	208.5	7:21.745
3	2:50.044	48.815	1:16.995	44.234	204.9	10:11.789
4	3:47.708	48.982	1:37.135	1:21.591	206.1	13:59.497
5	3:35.611	1:05.007	1:37.968	52.636	150.4	17:35.108
6	2:52.051	48.650	1:18.610	44.791	209.7	20:27.159
7	2:50.909	49.712	1:16.799	44.398	199.3	23:18.068
8	2:53.776	48.848	1:17.432	47.496	200.7	26:11.844
9	4:26.445	56.842	2:13.906	1:15.697	159.1	30:38.289
10	3:53.514	1:06.308	1:53.615	53.591	158.8	34:31.803

90 Emir SARAC						
Uniq Racing						TUR
						CHA
1	4:38.450	1:47.204	1:34.979	1:16.267	154.3	4:38.450
2	2:59.130	51.709	1:21.118	46.303	198.5	7:37.580
3	2:58.543	52.191	1:20.201	46.151	194.2	10:36.123
4	3:48.875	50.480	1:25.915	1:32.480	166.4	14:24.998
5	3:21.070	59.519	1:34.914	46.637	122.2	17:46.068
6	2:53.216	50.400	1:17.483	45.333	203.0	20:39.284
7	2:53.198	50.471	1:17.732	44.995	189.1	23:32.482
8	2:57.434	49.824	1:18.032	49.578	204.9	26:29.916
9	4:24.632	53.213	2:18.123	1:13.296	169.3	30:54.548
10	3:58.030	1:09.273	1:58.911	49.846	113.8	34:52.578

95 Gael ROSTANT						
GPA Racing						FRA
						GEN
1	4:35.864	1:42.412	1:37.193	1:16.259	170.9	4:35.864
2	3:01.235	53.417	1:20.936	46.882	188.8	7:37.099
3	2:58.957	52.318	1:20.355	46.284	198.2	10:36.056
4	3:50.103	51.788	1:25.492	1:32.823	180.6	14:26.159
5	3:21.092	58.773	1:35.162	47.157	123.6	17:47.251
6	2:56.381	51.711	1:18.692	45.978	195.3	20:43.632
7	2:56.003	50.939	1:19.593	45.471	193.5	23:39.635
8	3:00.597	50.888	1:19.123	50.586	193.2	26:40.232
9	4:19.924	53.281	2:17.016	1:09.627	185.2	31:00.156
10	3:57.981	1:07.627	2:03.295	47.059	127.1	34:58.137

99 Guillaume MAIO						
GM Sport						FRA
						CHA
1	4:24.778	1:19.955	1:43.477	1:21.346	124.7	4:24.778
2	2:53.694	49.774	1:18.500	45.420	188.8	7:18.472
3	2:52.529	50.217	1:17.450	44.862	206.9	10:11.001
4	3:45.835	48.965	1:36.591	1:20.279	207.7	13:56.836
5	3:36.771	1:05.646	1:38.324	52.801	173.1	17:33.607
6	2:53.840	49.314	1:19.786	44.740	210.5	20:27.447
7	2:53.008	49.713	1:18.427	44.868	210.9	23:20.455
8	2:56.204	49.605	1:18.965	47.634	210.5	26:16.659
9	4:25.459	55.767	2:14.278	1:15.414	154.9	30:42.118
10	3:54.407	1:07.778	1:54.960	51.669	138.6	34:36.525

100 Romain LAVOCAT						
GM Sport						FRA
						CHA
1	4:43.703	1:58.256	1:30.243	1:15.204	138.1	4:43.703



CLIO CUP SERIES

SPA EURO RACE

Race 2

Sector Analysis

— Invalidated Lap

■ Personal Best

■ Session Best

B Crossing the pit lane

Lap	Time	Sector 1	Sector 2	Sector 3	T.Sp	Elapsed
2	2:58.523	51.929	1:20.173	46.421	193.2	7:42.226
3	2:58.373	51.558	1:19.194	47.621	200.4	10:40.599
4	3:52.379	51.935	1:23.876	1:36.568	180.0	14:32.978
5	3:17.085	55.718	1:34.550	46.817	141.4	17:50.063
6	2:55.254	50.427	1:18.582	46.245	204.5	20:45.317
7	2:53.727	50.272	1:18.149	45.306	207.3	23:39.044
8	2:59.247	50.589	1:18.623	50.035	201.9	26:38.291
9	4:18.955	52.318	2:16.788	1:09.849	176.8	30:57.246
10	3:58.620	1:08.507	2:02.793	47.320	122.3	34:55.866

107 Lorenzo VAN RIET						
RANGONI Corse			CHA			
1	4:23.123	1:16.413	1:44.872	1:21.838	133.3	4:23.123
2	2:52.597	49.692	1:18.412	44.493	203.4	7:15.720
3	2:49.650	49.373	1:16.182	44.095	201.9	10:05.370
4	3:45.673	49.307	1:39.020	1:17.346	204.5	13:51.043
5	3:40.085	1:04.901	1:40.429	54.755	181.5	17:31.128
6	2:49.554	49.151	1:16.383	44.020	206.1	20:20.682
7	2:50.094	48.976	1:16.620	44.498	208.1	23:10.776
8	2:57.450	49.132	1:16.289	52.029	205.3	26:08.226
9	4:28.151	56.876	2:15.175	1:16.100	182.7	30:36.377
10	3:51.905	1:05.033	1:54.055	52.817	152.1	34:28.282

111 Nikola TOSIC						
AKSK Crvena zvezda			JUN			
1	4:33.917	1:37.404	1:38.263	1:18.250	131.9	4:33.917
2	2:55.342	50.620	1:19.667	45.055	202.6	7:29.259
3	2:52.194	49.588	1:17.758	44.848	193.2	10:21.453
4	3:51.422	49.834	1:33.071	1:28.517	195.3	14:12.875
5	3:26.852	1:01.541	1:36.206	49.105	133.5	17:39.727
6	2:51.843	49.502	1:17.513	44.828	206.5	20:31.570
7	2:52.762	49.749	1:18.033	44.980	204.9	23:24.332
8	3:00.022	49.197	1:19.686	51.139	211.4	26:24.354
9	4:25.317	54.119	2:15.771	1:15.427	141.7	30:49.671
10	3:54.718	1:08.760	1:56.033	49.925	132.4	34:44.389

112 Mathias DALL						
DALL Racing			JUN			
1	4:30.736	1:30.940	1:41.112	1:18.684	146.7	4:30.736
2	2:55.411	51.590	1:18.510	45.311	194.2	7:26.147
3	2:51.822	50.632	1:16.769	44.421	200.4	10:17.969
4	3:52.481	49.912	1:34.957	1:27.612	202.6	14:10.450
5	3:27.689	1:01.001	1:36.937	49.751	136.4	17:38.139
6	2:51.247	49.507	1:17.108	44.632	203.8	20:29.386
7	2:53.957	49.793	1:18.890	45.274	206.5	23:23.343
8	2:55.722	49.407	1:18.473	47.842	211.4	26:19.065
9	4:25.020	55.221	2:14.614	1:15.185	142.1	30:44.085
10	3:53.809	1:07.526	1:55.312	50.971	152.3	34:37.894

121 Ronnie STEFANI						
EsseCorse			JUN			
1	4:33.743	1:36.118	1:38.800	1:18.825	133.2	4:33.743
2	2:57.600	50.810	1:21.461	45.329	196.4	7:31.343
3	2:52.876	50.144	1:18.205	44.527	195.7	10:24.219
4	3:53.661	49.810	1:33.688	1:30.163	203.0	14:17.880
5	3:23.709	1:00.096	1:36.013	47.600	133.7	17:41.589
6	2:51.343	49.574	1:17.725	44.044	206.1	20:32.932

Lap	Time	Sector 1	Sector 2	Sector 3	T.Sp	Elapsed
7	2:52.001	49.360	1:17.994	44.647	205.3	23:24.933
8	2:58.301	49.759	1:18.029	50.513	206.5	26:23.234
9	4:25.512	54.627	2:15.639	1:15.246	146.1	30:48.746
10	3:55.023	1:08.588	1:56.070	50.365	130.0	34:43.769

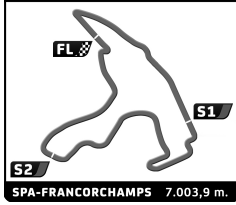
131 Lucas CARTELLE						
MILAN Competition			JUN			
1	4:29.850	1:29.758	1:41.362	1:18.730	133.3	4:29.850
2	2:58.602	50.127	1:23.569	44.906	192.2	7:28.452
3	2:52.435	49.970	1:17.595	44.870	196.4	10:20.887
4	3:50.384	50.143	1:32.406	1:27.835	197.8	14:11.271
5	3:27.542	1:01.694	1:36.226	49.622	128.6	17:38.813
6	2:50.697	49.434	1:17.043	44.220	206.1	20:29.510
7	2:52.497	49.358	1:18.820	44.319	203.8	23:22.007

165 Rolando BORDACCHINI						
RANGONI Corse			GEN			
1	4:48.448	2:05.756	1:28.365	1:14.327	121.8	4:48.448
2	2:59.590	52.229	1:20.573	46.788	184.9	7:48.038
3	3:00.168	51.501	1:21.547	47.120	193.9	10:48.206
4	3:50.573	51.642	1:20.763	1:38.168	193.2	14:38.779
5	3:13.613	53.854	1:32.922	46.837	151.3	17:52.392
6	2:55.441	51.122	1:18.368	45.951	193.9	20:47.833
7	2:55.160	50.894	1:18.529	45.737	200.4	23:42.993
8	2:58.346	50.920	1:19.527	47.899	197.1	26:41.339
9	4:20.174	53.484	2:17.880	1:08.810	178.5	31:01.513
10	3:58.211	1:08.080	2:03.129	47.002	147.1	34:59.724

170 Rémi BELLEVILLE						
FAS Competition			CHA			
1	4:47.986	2:03.240	1:29.170	1:15.576	136.2	4:47.986
2	3:02.424	54.688	1:21.103	46.633	181.8	7:50.410
3	2:58.565	51.995	1:19.659	46.911	188.8	10:48.975
4	3:53.382	53.042	1:21.571	1:38.769	176.5	14:42.357
5	3:11.590	53.822	1:30.803	46.965	177.9	17:53.947
6	2:57.762	51.090	1:19.951	46.721	202.6	20:51.709
7	2:56.654	50.793	1:19.594	46.267	203.8	23:48.363
8	2:58.642	50.875	1:20.152	47.615	199.6	26:47.005
9	4:17.081	52.122	2:18.114	1:06.845	196.4	31:04.086
10	4:01.161	1:08.345	2:04.979	47.837	125.0	35:05.247

207 Cristian RICCIARINI						
EsseCorse			GEN			
1	4:34.983	1:41.167	1:37.383	1:16.433	178.5	4:34.983
2	2:56.003	50.963	1:19.748	45.292	194.2	7:30.986
3	2:52.675	50.361	1:17.619	44.695	200.7	10:23.661
4	3:52.953	49.952	1:33.532	1:29.469	201.5	14:16.614
5	3:24.463	1:00.507	1:35.782	48.174	136.7	17:41.077
6	2:52.320	49.883	1:17.529	44.908	203.4	20:33.397
7	2:52.500	49.768	1:17.429	45.303	199.6	23:25.897
8	3:00.734	49.595	1:18.268	52.871	204.9	26:26.631
9	4:24.670	52.692	2:17.579	1:14.399	133.0	30:51.301
10	3:55.621	1:08.446	1:57.770	49.405	123.0	34:46.922

372 Andrea CHERICETTI						
MC Motortecnica			GEN			
1	4:45.166	1:59.673	1:30.328	1:15.165	148.4	4:45.166



CLIO CUP SERIES

SPA EURO RACE

Race 2

Sector Analysis

— Invalidated Lap ■ Personal Best ■ Session Best B Crossing the pit lane

Lap	Time	Sector 1	Sector 2	Sector 3	T.Spd	Elapsed	Lap	Time	Sector 1	Sector 2	Sector 3	T.Spd	Elapsed
2	3:02.027	53.145	1:21.825	47.057	195.7	7:47.193							
3	2:59.969	51.857	1:21.163	46.949	197.4	10:47.162							
4	3:51.143	51.461	1:21.692	1:37.990	184.9	14:38.305							
5	3:13.582	53.877	1:32.620	47.085	147.3	17:51.887							
6	2:58.790	51.834	1:20.632	46.324	195.3	20:50.677							
7	2:57.273	51.003	1:20.228	46.042	198.9	23:47.950							
8	2:56.229	51.045	1:18.620	46.564	201.1	26:44.179							
9	4:17.980	51.272	2:19.618	1:07.090	189.8	31:02.159							
10	4:00.118	1:08.599	2:03.357	48.162	137.8	35:02.277							

555 Youssef GABER EGY
Uniq Racing CHA

1	4:39.118	1:48.657	1:34.456	1:16.005	154.7	4:39.118							
2	2:57.229	51.229	1:20.238	45.762	200.7	7:36.347							
3	2:56.604	50.453	1:20.226	45.925	199.6	10:32.951							
4	3:47.695	50.689	1:25.669	1:31.337	182.7	14:20.646							
5	3:22.480	59.141	1:35.910	47.429	141.7	17:43.126							
6	2:51.632	50.161	1:16.785	44.686	203.8	20:34.758							
7	2:52.690	50.657	1:17.138	44.895	201.9	23:27.448							
8	3:00.533	50.369	1:17.136	53.028	201.5	26:27.981							
9	4:25.088	52.585	2:18.523	1:13.980	152.8	30:53.069							
10	3:55.865	1:07.732	1:59.591	48.542	125.7	34:48.934							

999 Horn HORN FRA
GPA Racing GEN

1	4:37.329	1:45.491	1:35.296	1:16.542	169.5	4:37.329							
2	2:59.519	51.535	1:20.533	47.451	203.0	7:36.848							
3	2:59.457	51.844	1:20.494	47.119	198.5	10:36.305							
4	3:51.922	51.659	1:26.205	1:34.058	170.9	14:28.227							
5	3:19.762	57.334	1:35.203	47.225	138.3	17:47.989							
6	2:57.148	51.319	1:19.204	46.625	180.9	20:45.137							
7	2:55.749	50.394	1:19.816	45.539	203.4	23:40.886							
8	3:00.161	50.141	1:19.770	50.250	204.9	26:41.047							
9	4:20.067	53.074	2:18.204	1:08.789	172.8	31:01.114							
10	3:58.094	1:07.752	2:03.482	46.860	145.9	34:59.208							