


CLIO CUP SERIES SPA EURO RACE Race 1 (30 Minutes +1 Lap)

Final Classification

Doc 39

Posted at gh40

| No | Driver | Nat | Team | Cl. | Laps | Total Time | Gap | Kph | Best Lap | | | |
|-----------------------|---------------------------|-----|-----------------------|---------|---------|------------|-----------|---------|----------|----------|----------|-------|
| | | | | | | | | | Lap | Time | Kph | |
| 1 | 12 Gabriele TORELLI | ITA | RANGONI Corse | CCS | 10 | 33:02.970 | - | 126.9 | 3 | 2:49.347 | 148.9 | |
| 2 | 1 David POUGET | FRA | GPA Racing | CCS/FRA | 10 | 33:03.344 | +0.374 | 126.9 | 3 | 2:49.186 | 149.0 | |
| 3 | 48 Nicolas MILAN | FRA | MILAN Competition | CCS | 10 | 33:03.420 | +0.450 | 126.9 | 3 | 2:49.292 | 148.9 | |
| 4 | 13 Alex LANCELOTTI | ITA | GPA Racing | CHA | ITA | 10 | 33:03.770 | +0.800 | 126.9 | 3 | 2:49.897 | 148.4 |
| 5 | 5 Anthony JURADO | FRA | RANGONI Corse | CCS/ITA | 10 | 33:04.127 | +1.157 | 126.9 | 4 | 2:50.649 | 147.8 | |
| 6 | 107 Lorenzo VAN RIET | NLD | RANGONI Corse | CHA | CCS/MID | 10 | 33:04.285 | +1.315 | 126.8 | 4 | 2:50.747 | 147.7 |
| 7 | 35 Thomas COMPAIN | FRA | MILAN Competition | JUN | FRA/MID | 10 | 33:06.055 | +3.085 | 126.7 | 6 | 2:51.300 | 147.2 |
| 8 | 16 Giacomo TREBBI | ITA | MC Motortecnica | CHA | ITA | 10 | 33:06.984 | +4.014 | 126.7 | 4 | 2:51.701 | 146.8 |
| 9 | 11 Nikola MILJKOVIC | SRB | TEMPO Racing | CHA | CCS/MID | 10 | 33:07.125 | +4.155 | 126.7 | 6 | 2:50.491 | 147.9 |
| 10 | 84 Mattia LANCELOTTI | ITA | Sevenhills Motorsport | CHA | ITA | 10 | 33:07.457 | +4.487 | 126.6 | 6 | 2:50.664 | 147.7 |
| 11 | 10 Mauro POLDERMAN | NLD | AST Competition | JUN | CCS/MID | 10 | 33:08.274 | +5.304 | 126.6 | 6 | 2:51.360 | 147.1 |
| 12 | 55 Rene STEENMETZ | NLD | AST Competition | GEN | CCS/ESF | 10 | 33:08.283 | +5.313 | 126.6 | 6 | 2:51.231 | 147.3 |
| 13 | 60 Leonardo ARDUINI | ITA | MC Motortecnica | JUN | CCS/ITA | 10 | 33:08.418 | +5.448 | 126.6 | 3 | 2:51.406 | 147.1 |
| 14 | 21 Stephan POLDERMAN | NLD | AST Competition | GEN | CCS/ITA | 10 | 33:09.090 | +6.120 | 126.5 | 4 | 2:52.237 | 146.4 |
| 15 | 43 Damiano PUCCETTI | ITA | RANGONI Corse | JUN | CCS/ESF | 10 | 33:08.612 | +5.642 | 126.6 | 6 | 2:51.274 | 147.2 |
| 16 | 112 Mathias DALL | DNK | DALL Racing | JUN | MID | 10 | 33:09.483 | +6.513 | 126.5 | 6 | 2:51.251 | 147.2 |
| 17 | 56 Harry MC GOVERN | IRL | GPA Racing | JUN | CCS | 10 | 33:10.119 | +7.149 | 126.5 | 4 | 2:51.108 | 147.4 |
| 18 | 131 Lucas CARTELLE | BEL | MILAN Competition | JUN | CCS/ITA | 10 | 33:10.381 | +7.411 | 126.5 | 6 | 2:51.566 | 147.0 |
| 19 | 207 Cristian RICCIARINI | ITA | EsseCorse | GEN | ITA | 10 | 33:11.270 | +8.300 | 126.4 | 6 | 2:51.402 | 147.1 |
| 20 | 39 Jaroslav HONZIK | CZE | GM Sport | CHA | MID | 10 | 33:13.804 | +10.834 | 126.2 | 4 | 2:52.118 | 146.5 |
| 21 | 28 David PAJOT | FRA | VICTEAM | GEN | ITA | 10 | 33:14.503 | +11.533 | 126.2 | 6 | 2:50.976 | 147.5 |
| 22 | 99 Guillaume MAIO | FRA | GM Sport | CHA | CCS/MID | 10 | 33:15.087 | +12.117 | 126.2 | 6 | 2:50.966 | 147.5 |
| 23 | 75 Eduardo MIRANDA | MEX | Uniq Racing | JUN | ITA | 10 | 33:15.113 | +12.143 | 126.2 | 4 | 2:51.441 | 147.1 |
| 24 | 79 Felix HEIBERG | NOR | TF Performance | JUN | MID | 10 | 33:16.013 | +13.043 | 126.1 | 4 | 2:52.111 | 146.5 |
| 25 | 111 Nikola TOSIC | SRB | AKSK Crvena zvezda | JUN | CCS/MID | 10 | 33:16.143 | +13.173 | 126.1 | 5 | 2:52.343 | 146.3 |
| 26 | 121 Ronnie STEFANI | ITA | EsseCorse | JUN | ITA | 10 | 33:16.195 | +13.225 | 126.1 | 6 | 2:50.815 | 147.6 |
| 27 | 30 Knuteirik KNUDSEN | NOR | TF Performance | CHA | MID | 10 | 33:16.500 | +13.530 | 126.1 | 6 | 2:51.144 | 147.3 |
| 28 | 555 Youssef GABER | EGY | Uniq Racing | CHA | ITA | 10 | 33:16.511 | +13.541 | 126.1 | 6 | 2:51.356 | 147.1 |
| 29 | 3 Daniel NYFFELER | CHE | STUCKI Motorsport | CHA | MID | 10 | 33:16.939 | +13.969 | 126.0 | 4 | 2:51.595 | 146.9 |
| 30 | 22 Ludovico LONGONI | ITA | MC Motortecnica | CHA | CCS/ITA | 10 | 33:18.941 | +15.971 | 125.9 | 5 | 2:51.714 | 146.8 |
| 31 | 73 Sandro CUTINI | ITA | EsseCorse | CHA | ITA | 10 | 33:19.331 | +16.361 | 125.9 | 5 | 2:53.956 | 144.9 |
| 32 | 53 Nava NAVA | ITA | MC Motortecnica | GEN | CCS | 10 | 33:21.830 | +18.860 | 125.7 | 10 | 2:56.050 | 143.2 |
| 33 | 54 Sébastien GEHIN | FRA | T2CM | GEN | MID | 10 | 33:22.349 | +19.379 | 125.7 | 5 | 2:52.664 | 146.0 |
| 34 | 90 Emir SARAC | TUR | Uniq Racing | CHA | ITA | 10 | 33:22.461 | +19.491 | 125.7 | 6 | 2:53.048 | 145.7 |
| 35 | 999 Horn HORN | FRA | GPA Racing | GEN | CCS/ITA | 10 | 33:22.915 | +19.945 | 125.7 | 6 | 2:55.635 | 143.6 |
| 36 | 372 Andrea CHIERICHETTI | ITA | MC Motortecnica | GEN | ITA/ESP | 10 | 33:26.074 | +23.104 | 125.5 | 6 | 2:56.305 | 143.0 |
| 37 | 100 Romain LAVOCAT | FRA | GM Sport | CHA | MID | 10 | 33:26.547 | +23.577 | 125.4 | 4 | 2:56.786 | 142.6 |
| 38 | 33 Michel FAYE | FRA | GM Sport | GEN | CCS | 10 | 33:26.743 | +23.773 | 125.4 | 6 | 2:56.557 | 142.8 |
| 39 | 65 Sebastian GAVAZZA | ITA | Sevenhills Motorsport | JUN | ITA | 10 | 33:26.938 | +23.968 | 125.4 | 5 | 2:53.019 | 145.7 |
| 40 | 85 Benjamin CAUVAS | FRA | GPA Racing | CHA | CCS/MID | 10 | 33:27.379 | +24.409 | 125.4 | 3 | 2:52.911 | 145.8 |
| 41 | 95 Gael ROSTANT | FRA | GPA Racing | GEN | ESP | 10 | 33:28.297 | +25.327 | 125.3 | 6 | 2:55.837 | 143.4 |
| 42 | 170 Rémi BELLEVILLE | FRA | FAS Competition | CHA | MID | 10 | 33:28.878 | +25.908 | 125.3 | 5 | 2:56.404 | 142.9 |
| 43 | 165 Rolando BORDACCHINI | ITA | RANGONI Corse | GEN | ITA | 10 | 33:31.064 | +28.094 | 125.2 | 10 | 2:58.819 | 141.0 |
| 44 | 7 Mickael CARREE | FRA | T2CM | GEN | CCS | 10 | 33:34.955 | +31.985 | 124.9 | 6 | 2:53.655 | 145.2 |
| 45 | 2 Adam SASCHA | ITA | Sevenhills Motorsport | JUN | ITA | 10 | 33:41.082 | +38.112 | 124.5 | 6 | 3:03.486 | 137.4 |
| 46 | 57 ALDI VINCENTI CASTILLO | CRI | Sevenhills Motorsport | CHA | ITA | 10 | 33:41.484 | +38.514 | 124.5 | 3 | 3:05.632 | 135.8 |
| 47 | 14 Udo BRUNNER | DEU | STUCKI Motorsport | GEN | MID | 10 | 33:43.424 | +40.454 | 124.4 | 10 | 3:06.086 | 135.5 |
| Not classified | | | | | | | | | | | | |
| 4 | Aurélien RENET | FRA | JSB Compétition | CHA | MID | 6 | 18:46.312 | | | 4 | 2:50.645 | 147.8 |
| 9 | Andreas STUCKI | CHE | STUCKI Motorsport | CHA | MID | 6 | 18:54.991 | | | 6 | 2:51.839 | 146.7 |
| 86 | Jack BYRNE | IRL | GPA Racing | JUN | CCS/MID | 6 | 18:57.100 | | | 4 | 2:49.993 | 148.3 |



CLIO CUP SERIES
SPA EURO RACE
Race 1 (30 Minutes +1 Lap)
Final Classification by Group


| NoDriver | Nat | Team | Car | Laps | Total Time | Gap | Kph | Best Lap | |
|----------|-----|------|-----|------|------------|-----|-----|----------|------|
| | | | | | | | | Lap | Time |

CAR 99 - 5 SECOND TIME PENALTY - STEWARDS DECISION N°6
 CAR 67 - DROP OF 4 POSITION ON THE GRID OF THE NEXT RACE - STEWARDS DECISION N°7
 CAR 85 - 10 SECOND TIME PENALTY - STEWARD DECISION N°8
 CAR 43 - DROP OF 1 POSITION - STEWARDS DECISION N°10

Published at:

Track Status: **WET**

| | | | | |
|--|--|--|---|--|
| Stewards Jan DHONDT Peter GEENS Colin KOHL | | | Timekeeper: Alberto ESTÉBANEZ | |
|--|--|--|---|--|



CLIO CUP SERIES SPA EURO RACE Race 1 (30 Minutes +1 Lap)


Final Classification by Class


| NoDriver | Nat | Team | Car | Laps | Total Time | Gap | Kph | Best Lap | | | |
|-----------------------|-----------------|-----------------------|------------------------|------|------------|-----------|---------|----------|------|----------|-------|
| | | | | | | | | Lap | Time | Kph | |
| 1 | 107 | Lorenzo VAN RIET | NLD RANGONI Corse | CHA | 10 | 33:04.285 | | 126.8 | 4 | 2:50.747 | 147.7 |
| 2 | 35 | Thomas COMPAIN | FRA MILAN Competition | JUN | 10 | 33:06.055 | +1.770 | 126.7 | 6 | 2:51.300 | 147.2 |
| 3 | 11 | Nikola MILJKOVIC | SRB TEMPO Racing | CHA | 10 | 33:07.125 | +2.840 | 126.7 | 6 | 2:50.491 | 147.9 |
| 4 | 10 | Mauro POLDERMAN | NLD AST Competition | JUN | 10 | 33:08.274 | +3.989 | 126.6 | 6 | 2:51.360 | 147.1 |
| 5 | 112 | Mathias DALL | DNK DALL Racing | JUN | 10 | 33:09.483 | +5.198 | 126.5 | 6 | 2:51.251 | 147.2 |
| 6 | 39 | Jaroslav HONZIK | CZE GM Sport | CHA | 10 | 33:13.804 | +9.519 | 126.2 | 4 | 2:52.118 | 146.5 |
| 7 | 99 | Guillaume MAIO | FRA GM Sport | CHA | 10 | 33:15.087 | +10.802 | 126.2 | 6 | 2:50.966 | 147.5 |
| 8 | 79 | Felix HEIBERG | NOR TF Performance | JUN | 10 | 33:16.013 | +11.728 | 126.1 | 4 | 2:52.111 | 146.5 |
| 9 | 111 | Nikola TOSIC | SRB AKSK Crvena zvezda | JUN | 10 | 33:16.143 | +11.858 | 126.1 | 5 | 2:52.343 | 146.3 |
| 10 | 30 | Knuteirik KNUDSEN | NOR TF Performance | CHA | 10 | 33:16.500 | +12.215 | 126.1 | 6 | 2:51.144 | 147.3 |
| 11 | 3 | Daniel NYFFELER | CHE STUCKI Motorsport | CHA | 10 | 33:16.939 | +12.654 | 126.0 | 4 | 2:51.595 | 146.9 |
| 12 | 54 | Sébastien GEHIN | FRA T2CM | GEN | 10 | 33:22.349 | +18.064 | 125.7 | 5 | 2:52.664 | 146.0 |
| 13 | 100 | Romain LAVOCAT | FRA GM Sport | CHA | 10 | 33:26.547 | +22.262 | 125.4 | 4 | 2:56.786 | 142.6 |
| 14 | 85 | Benjamin CAUVAS | FRA GPA Racing | CHA | 10 | 33:27.379 | +23.094 | 125.4 | 3 | 2:52.911 | 145.8 |
| 15 | 170 | Rémi BELLEVILLE | FRA FAS Competition | CHA | 10 | 33:28.878 | +24.593 | 125.3 | 5 | 2:56.404 | 142.9 |
| 16 | 14 | Udo BRUNNER | DEU STUCKI Motorsport | GEN | 10 | 33:43.424 | +39.139 | 124.4 | 10 | 3:06.086 | 135.5 |
| Not classified | | | | | | | | | | | |
| 4 | Aurélien RENET | FRA JSB Compétiton | CHA | 6 | 18:46.312 | 4 Laps | | | 4 | 2:50.645 | 147.8 |
| 9 | Andreas STUCKI | CHE STUCKI Motorsport | CHA | 6 | 18:54.991 | 4 Laps | | | 6 | 2:51.839 | 146.7 |
| 86 | Jack BYRNE | IRL GPA Racing | JUN | 6 | 18:57.100 | 4 Laps | | | 4 | 2:49.993 | 148.3 |
| 40 | Laurent DZIADUS | FRA Team Lucas | GEN | 4 | 14:00.271 | 6 Laps | | | 3 | 2:53.683 | 145.2 |

CAR 99 - 5 SECOND TIME PENALTY - STEWARDS DECISION N°6
 CAR 67 - DROP OF 4 POSITION ON THE GRID OF THE NEXT RACE - STEWARDS DECISION N°7
 CAR 85 - 10 SECOND TIME PENALTY - STEWARD DECISION N°8
 CAR 43 - DROP OF 1 POSITION - STEWARDS DECISION N°10

Track Status: **WET**

Published at:

| | | | | |
|--|--|--|---|---|
| Stewards Jan DHONDT Peter GEENS Colin KOHL | | | Timekeeper: Alberto ESTÉBANEZ |  |
|--|--|--|---|---|




CLIO CUP SERIES SPA EURO RACE Race 1 (30 Minutes +1 Lap)

Final Classification by Class

| NoDriver | Nat | Team | Car | Laps | Total Time | Gap | Kph | Best Lap | | | | |
|-----------------------|--------------|------------------------|---------------|-----------------------|------------|-----------|-----------|----------|-------|----------|----------|-------|
| | | | | | | | | Lap | Time | Kph | | |
| CCS | | | | | | | | | | | | |
| 1 | 12 | Gabriele TORELLI | ITA | RANGONI Corse | 10 | 33:02.970 | | 126.9 | 3 | 2:49.347 | 148.9 | |
| 2 | 1 | David POUGET | FRA | GPA Racing | 10 | 33:03.344 | +0.374 | 126.9 | 3 | 2:49.186 | 149.0 | |
| 3 | 48 | Nicolas MILAN | FRA | MILAN Competition | 10 | 33:03.420 | +0.450 | 126.9 | 3 | 2:49.292 | 148.9 | |
| 4 | 5 | Anthony JURADO | FRA | RANGONI Corse | 10 | 33:04.127 | +1.157 | 126.9 | 4 | 2:50.649 | 147.8 | |
| 5 | 107 | Lorenzo VAN RIET | NLD | RANGONI Corse | CHA | 10 | 33:04.285 | +1.315 | 126.8 | 4 | 2:50.747 | 147.7 |
| 6 | 11 | Nikola MILJKOVIC | SRB | TEMPO Racing | CHA | 10 | 33:07.125 | +4.155 | 126.7 | 6 | 2:50.491 | 147.9 |
| 7 | 10 | Mauro POLDERMAN | NLD | AST Competition | JUN | 10 | 33:08.274 | +5.304 | 126.6 | 6 | 2:51.360 | 147.1 |
| 8 | 55 | Rene STEENMETZ | NLD | AST Competition | GEN | 10 | 33:08.283 | +5.313 | 126.6 | 6 | 2:51.231 | 147.3 |
| 9 | 60 | Leonardo ARDUINI | ITA | MC Motortecnica | JUN | 10 | 33:08.418 | +5.448 | 126.6 | 3 | 2:51.406 | 147.1 |
| 10 | 21 | Stephan POLDERMAN | NLD | AST Competition | GEN | 10 | 33:09.090 | +6.120 | 126.5 | 4 | 2:52.237 | 146.4 |
| 11 | 43 | Damiano PUC CETTI | ITA | RANGONI Corse | JUN | 10 | 33:08.612 | +5.642 | 126.6 | 6 | 2:51.274 | 147.2 |
| 12 | 56 | Harry MC GOVERN | IRL | GPA Racing | JUN | 10 | 33:10.119 | +7.149 | 126.5 | 4 | 2:51.108 | 147.4 |
| 13 | 131 | Lucas CARTELLE | BEL | MILAN Competition | JUN | 10 | 33:10.381 | +7.411 | 126.5 | 6 | 2:51.566 | 147.0 |
| 14 | 99 | Guillaume MAIO | FRA | GM Sport | CHA | 10 | 33:15.087 | +12.117 | 126.2 | 6 | 2:50.966 | 147.5 |
| 15 | 111 | Nikola TOSIC | SRB | AKSK Crvena zvezda | JUN | 10 | 33:16.143 | +13.173 | 126.1 | 5 | 2:52.343 | 146.3 |
| 16 | 22 | Ludovico LONGONI | ITA | MC Motortecnica | CHA | 10 | 33:18.941 | +15.971 | 125.9 | 5 | 2:51.714 | 146.8 |
| 17 | 53 | Nava NAVA | ITA | MC Motortecnica | GEN | 10 | 33:21.830 | +18.860 | 125.7 | 10 | 2:56.050 | 143.2 |
| 18 | 999 | Horn HORN | FRA | GPA Racing | GEN | 10 | 33:22.915 | +19.945 | 125.7 | 6 | 2:55.635 | 143.6 |
| 19 | 33 | Michel FAYE | FRA | GM Sport | GEN | 10 | 33:26.743 | +23.773 | 125.4 | 6 | 2:56.557 | 142.8 |
| 20 | 85 | Benjamin CAUVAS | FRA | GPA Racing | CHA | 10 | 33:27.379 | +24.409 | 125.4 | 3 | 2:52.911 | 145.8 |
| 21 | 7 | Mickael CARREE | FRA | T2CM | GEN | 10 | 33:34.955 | +31.985 | 124.9 | 6 | 2:53.655 | 145.2 |
| Not classified | | | | | | | | | | | | |
| 86 | Jack BYRNE | IRL | GPA Racing | JUN | 6 | 18:57.100 | 4 Laps | | 4 | 2:49.993 | 148.3 | |
| ESP | | | | | | | | | | | | |
| 1 | 55 | Rene STEENMETZ | NLD | AST Competition | GEN | 10 | 33:08.283 | | 126.6 | 6 | 2:51.231 | 147.3 |
| 2 | 43 | Damiano PUC CETTI | ITA | RANGONI Corse | JUN | 10 | 33:08.612 | +0.329 | 126.6 | 6 | 2:51.274 | 147.2 |
| 3 | 372 | Andrea CHIERICHETTI | ITA | MC Motortecnica | GEN | 10 | 33:26.074 | +17.791 | 125.5 | 6 | 2:56.305 | 143.0 |
| 4 | 95 | Gael ROSTANT | FRA | GPA Racing | GEN | 10 | 33:28.297 | +20.014 | 125.3 | 6 | 2:55.837 | 143.4 |
| FRA | | | | | | | | | | | | |
| 1 | 1 | David POUGET | FRA | GPA Racing | | 10 | 33:03.344 | | 126.9 | 3 | 2:49.186 | 149.0 |
| 2 | 35 | Thomas COMPAIN | FRA | MILAN Competition | JUN | 10 | 33:06.055 | +2.711 | 126.7 | 6 | 2:51.300 | 147.2 |
| ITA | | | | | | | | | | | | |
| 1 | 13 | Alex LANCELLOTTI | ITA | GPA Racing | CHA | 10 | 33:03.770 | | 126.9 | 3 | 2:49.897 | 148.4 |
| 2 | 5 | Anthony JURADO | FRA | RANGONI Corse | | 10 | 33:04.127 | +0.357 | 126.9 | 4 | 2:50.649 | 147.8 |
| 3 | 16 | Giacomo TREBBI | ITA | MC Motortecnica | CHA | 10 | 33:06.984 | +3.214 | 126.7 | 4 | 2:51.701 | 146.8 |
| 4 | 84 | Mattia LANCELLOTTI | ITA | Sevenhills Motorsport | CHA | 10 | 33:07.457 | +3.687 | 126.6 | 6 | 2:50.664 | 147.7 |
| 5 | 60 | Leonardo ARDUINI | ITA | MC Motortecnica | JUN | 10 | 33:08.418 | +4.648 | 126.6 | 3 | 2:51.406 | 147.1 |
| 6 | 21 | Stephan POLDERMAN | NLD | AST Competition | GEN | 10 | 33:09.090 | +5.320 | 126.5 | 4 | 2:52.237 | 146.4 |
| 7 | 131 | Lucas CARTELLE | BEL | MILAN Competition | JUN | 10 | 33:10.381 | +6.611 | 126.5 | 6 | 2:51.566 | 147.0 |
| 8 | 207 | Cristian RICCIARINI | ITA | EsseCorse | GEN | 10 | 33:11.270 | +7.500 | 126.4 | 6 | 2:51.402 | 147.1 |
| 9 | 28 | David PAJOT | FRA | VICTEAM | GEN | 10 | 33:14.503 | +10.733 | 126.2 | 6 | 2:50.976 | 147.5 |
| 10 | 75 | Eduardo MIRANDA | MEX | Uniq Racing | JUN | 10 | 33:15.113 | +11.343 | 126.2 | 4 | 2:51.441 | 147.1 |
| 11 | 121 | Ronnie STEFANI | ITA | EsseCorse | JUN | 10 | 33:16.195 | +12.425 | 126.1 | 6 | 2:50.815 | 147.6 |
| 12 | 555 | Youssef GABER | EGY | Uniq Racing | CHA | 10 | 33:16.511 | +12.741 | 126.1 | 6 | 2:51.356 | 147.1 |
| 13 | 22 | Ludovico LONGONI | ITA | MC Motortecnica | CHA | 10 | 33:18.941 | +15.171 | 125.9 | 5 | 2:51.714 | 146.8 |
| 14 | 73 | Sandro CUTINI | ITA | EsseCorse | CHA | 10 | 33:19.331 | +15.561 | 125.9 | 5 | 2:53.956 | 144.9 |
| 15 | 90 | Emir SARAC | TUR | Uniq Racing | CHA | 10 | 33:22.461 | +18.691 | 125.7 | 6 | 2:53.048 | 145.7 |
| 16 | 999 | Horn HORN | FRA | GPA Racing | GEN | 10 | 33:22.915 | +19.145 | 125.7 | 6 | 2:55.635 | 143.6 |
| 17 | 372 | Andrea CHIERICHETTI | ITA | MC Motortecnica | GEN | 10 | 33:26.074 | +22.304 | 125.5 | 6 | 2:56.305 | 143.0 |
| 18 | 65 | Sebastian GAVAZZA | ITA | Sevenhills Motorsport | JUN | 10 | 33:26.938 | +23.168 | 125.4 | 5 | 2:53.019 | 145.7 |
| 19 | 165 | Rolando BORDACCHINI | ITA | RANGONI Corse | GEN | 10 | 33:31.064 | +27.294 | 125.2 | 10 | 2:58.819 | 141.0 |
| 20 | 2 | Adam SASCHA | ITA | Sevenhills Motorsport | JUN | 10 | 33:41.082 | +37.312 | 124.5 | 6 | 3:03.486 | 137.4 |
| 21 | 57 | ALDI VINCENTI CASTILLO | CRI | Sevenhills Motorsport | CHA | 10 | 33:41.484 | +37.714 | 124.5 | 3 | 3:05.632 | 135.8 |
| Not classified | | | | | | | | | | | | |
| 67 | Miha FABIJAN | SVN | BA Motorsport | CHA | 3 | 10:27.206 | 7 Laps | | 3 | 2:53.311 | 145.5 | |
| MID | | | | | | | | | | | | |

Doc 39
 posted on 19/6/20



CLIO CUP SERIES SPA EURO RACE Race 1 (30 Minutes +1 Lap) Final Classification by Group

| NoDriver | Nat | Team | Car | Laps | Total Time | Gap | Kph | Best Lap | | | |
|-----------------------|---------------------------|------|-----------------------|------|------------|-----------|---------|----------|------|----------|-------|
| | | | | | | | | Lap | Time | Kph | |
| CHA | | | | | | | | | | | |
| 1 | 13 Alex LANCELLOTTI | ITA | GPA Racing | CHA | 10 | 33:03.770 | | 126.9 | 3 | 2:49.897 | 148.4 |
| 2 | 107 Lorenzo VAN RIET | NLD | RANGONI Corse | CHA | 10 | 33:04.285 | +0.515 | 126.8 | 4 | 2:50.747 | 147.7 |
| 3 | 16 Giacomo TREBBI | ITA | MC Motortecnica | CHA | 10 | 33:06.984 | +3.214 | 126.7 | 4 | 2:51.701 | 146.8 |
| 4 | 11 Nikola MILJKOVIC | SRB | TEMPO Racing | CHA | 10 | 33:07.125 | +3.355 | 126.7 | 6 | 2:50.491 | 147.9 |
| 5 | 84 Mattia LANCELLOTTI | ITA | Sevenhills Motorsport | CHA | 10 | 33:07.457 | +3.687 | 126.6 | 6 | 2:50.664 | 147.7 |
| 6 | 39 Jaroslav HONZIK | CZE | GM Sport | CHA | 10 | 33:13.804 | +10.034 | 126.2 | 4 | 2:52.118 | 146.5 |
| 7 | 99 Guillaume MAIO | FRA | GM Sport | CHA | 10 | 33:15.087 | +11.317 | 126.2 | 6 | 2:50.966 | 147.5 |
| 8 | 30 Knuteirik KNUDSEN | NOR | TF Performance | CHA | 10 | 33:16.500 | +12.730 | 126.1 | 6 | 2:51.144 | 147.3 |
| 9 | 555 Youssef GABER | EGY | Uniq Racing | CHA | 10 | 33:16.511 | +12.741 | 126.1 | 6 | 2:51.356 | 147.1 |
| 10 | 3 Daniel NYFFELER | CHE | STUCKI Motorsport | CHA | 10 | 33:16.939 | +13.169 | 126.0 | 4 | 2:51.595 | 146.9 |
| 11 | 22 Ludovico LONGONI | ITA | MC Motortecnica | CHA | 10 | 33:18.941 | +15.171 | 125.9 | 5 | 2:51.714 | 146.8 |
| 12 | 73 Sandro CUTINI | ITA | EsseCorse | CHA | 10 | 33:19.331 | +15.561 | 125.9 | 5 | 2:53.956 | 144.9 |
| 13 | 90 Emir SARAC | TUR | Uniq Racing | CHA | 10 | 33:22.461 | +18.691 | 125.7 | 6 | 2:53.048 | 145.7 |
| 14 | 100 Romain LAVOCAT | FRA | GM Sport | CHA | 10 | 33:26.547 | +22.777 | 125.4 | 4 | 2:56.786 | 142.6 |
| 15 | 85 Benjamin CAUVAS | FRA | GPA Racing | CHA | 10 | 33:27.379 | +23.609 | 125.4 | 3 | 2:52.911 | 145.8 |
| 16 | 170 Rémi BELLEVILLE | FRA | FAS Competition | CHA | 10 | 33:28.878 | +25.108 | 125.3 | 5 | 2:56.404 | 142.9 |
| 17 | 57 ALDI VINCENTI CASTILLO | CRI | Sevenhills Motorsport | CHA | 10 | 33:41.484 | +37.714 | 124.5 | 3 | 3:05.632 | 135.8 |
| Not classified | | | | | | | | | | | |
| 4 | Aurélien RENET | FRA | JSB Compétiton | CHA | 6 | 18:46.312 | 4 Laps | | 4 | 2:50.645 | 147.8 |
| 9 | Andreas STUCKI | CHE | STUCKI Motorsport | CHA | 6 | 18:54.991 | 4 Laps | | 6 | 2:51.839 | 146.7 |
| 67 | Miha FABIJAN | SVN | BA Motorsport | CHA | 3 | 10:27.206 | 7 Laps | | 3 | 2:53.311 | 145.5 |
| GEN | | | | | | | | | | | |
| 1 | 55 Rene STEENMETZ | NLD | AST Competition | GEN | 10 | 33:08.283 | | 126.6 | 6 | 2:51.231 | 147.3 |
| 2 | 21 Stephan POLDERMAN | NLD | AST Competition | GEN | 10 | 33:09.090 | +0.807 | 126.5 | 4 | 2:52.237 | 146.4 |
| 3 | 207 Cristian RICCIARINI | ITA | EsseCorse | GEN | 10 | 33:11.270 | +2.987 | 126.4 | 6 | 2:51.402 | 147.1 |
| 4 | 28 David PAJOT | FRA | VICTEAM | GEN | 10 | 33:14.503 | +6.220 | 126.2 | 6 | 2:50.976 | 147.5 |
| 5 | 53 Nava NAVA | ITA | MC Motortecnica | GEN | 10 | 33:21.830 | +13.547 | 125.7 | 10 | 2:56.050 | 143.2 |
| 6 | 54 Sébastien GEHIN | FRA | T2CM | GEN | 10 | 33:22.349 | +14.066 | 125.7 | 5 | 2:52.664 | 146.0 |
| 7 | 999 Horn HORN | FRA | GPA Racing | GEN | 10 | 33:22.915 | +14.632 | 125.7 | 6 | 2:55.635 | 143.6 |
| 8 | 372 Andrea CHIERICHETTI | ITA | MC Motortecnica | GEN | 10 | 33:26.074 | +17.791 | 125.5 | 6 | 2:56.305 | 143.0 |
| 9 | 33 Michel FAYE | FRA | GM Sport | GEN | 10 | 33:26.743 | +18.460 | 125.4 | 6 | 2:56.557 | 142.8 |
| 10 | 95 Gael ROSTANT | FRA | GPA Racing | GEN | 10 | 33:28.297 | +20.014 | 125.3 | 6 | 2:55.837 | 143.4 |
| 11 | 165 Rolando BORDACCHINI | ITA | RANGONI Corse | GEN | 10 | 33:31.064 | +22.781 | 125.2 | 10 | 2:58.819 | 141.0 |
| 12 | 7 Mickael CARREE | FRA | T2CM | GEN | 10 | 33:34.955 | +26.672 | 124.9 | 6 | 2:53.655 | 145.2 |
| 13 | 14 Udo BRUNNER | DEU | STUCKI Motorsport | GEN | 10 | 33:43.424 | +35.141 | 124.4 | 10 | 3:06.086 | 135.5 |
| Not classified | | | | | | | | | | | |
| 40 | Laurent DZIADUS | FRA | Team Lucas | GEN | 4 | 14:00.271 | 6 Laps | | 3 | 2:53.683 | 145.2 |
| JUN | | | | | | | | | | | |
| 1 | 35 Thomas COMPAIN | FRA | MILAN Competition | JUN | 10 | 33:06.055 | | 126.7 | 6 | 2:51.300 | 147.2 |
| 2 | 10 Mauro POLDERMAN | NLD | AST Competition | JUN | 10 | 33:08.274 | +2.219 | 126.6 | 6 | 2:51.360 | 147.1 |
| 3 | 60 Leonardo ARDUINI | ITA | MC Motortecnica | JUN | 10 | 33:08.418 | +2.363 | 126.6 | 3 | 2:51.406 | 147.1 |
| 4 | 43 Damiano PUCCETTI | ITA | RANGONI Corse | JUN | 10 | 33:08.612 | +2.557 | 126.6 | 6 | 2:51.274 | 147.2 |
| 5 | 112 Mathias DALL | DNK | DALL Racing | JUN | 10 | 33:09.483 | +3.428 | 126.5 | 6 | 2:51.251 | 147.2 |
| 6 | 56 Harry MC GOVERN | IRL | GPA Racing | JUN | 10 | 33:10.119 | +4.064 | 126.5 | 4 | 2:51.108 | 147.4 |
| 7 | 131 Lucas CARTELLE | BEL | MILAN Competition | JUN | 10 | 33:10.381 | +4.326 | 126.5 | 6 | 2:51.566 | 147.0 |
| 8 | 75 Eduardo MIRANDA | MEX | Uniq Racing | JUN | 10 | 33:15.113 | +9.058 | 126.2 | 4 | 2:51.441 | 147.1 |
| 9 | 79 Felix HEIBERG | NOR | TF Performance | JUN | 10 | 33:16.013 | +9.958 | 126.1 | 4 | 2:52.111 | 146.5 |
| 10 | 111 Nikola TOSIC | SRB | AKSK Crvena zvezda | JUN | 10 | 33:16.143 | +10.088 | 126.1 | 5 | 2:52.343 | 146.3 |
| 11 | 121 Ronnie STEFANI | ITA | EsseCorse | JUN | 10 | 33:16.195 | +10.140 | 126.1 | 6 | 2:50.815 | 147.6 |
| 12 | 65 Sebastian GAVAZZA | ITA | Sevenhills Motorsport | JUN | 10 | 33:26.938 | +20.883 | 125.4 | 5 | 2:53.019 | 145.7 |
| 13 | 2 Adam SASCHA | ITA | Sevenhills Motorsport | JUN | 10 | 33:41.082 | +35.027 | 124.5 | 6 | 3:03.486 | 137.4 |
| Not classified | | | | | | | | | | | |
| 86 | Jack BYRNE | IRL | GPA Racing | JUN | 6 | 18:57.100 | 4 Laps | | 4 | 2:49.993 | 148.3 |