


Amended



CLIO CUP SERIES SPA EURO RACE Race 1 (30 Minutes +1 Lap)

*Doc 24
Posted at 17h05*

Provisional Classification

No	Driver	Nat	Team	Cl.	Laps	Total Time	Gap	Kph	Best Lap			
									Lap	Time	Kph	
1	12 Gabriele TORELLI	ITA	RANGONI Corse	CCS	10	33:02.970	-	126.9	3	2:49.347	148.9	
2	1 David POUGET	FRA	GPA Racing	CCS/FRA	10	33:03.344	+0.374	126.9	3	2:49.186	149.0	
3	48 Nicolas MILAN	FRA	MILAN Competition	CCS	10	33:03.420	+0.450	126.9	3	2:49.292	148.9	
4	13 Alex LANCELOTTI	ITA	GPA Racing	CHA	ITA	10	33:03.770	+0.800	126.9	3	2:49.897	148.4
5	5 Anthony JURADO	FRA	RANGONI Corse	CCS/ITA	10	33:04.127	+1.157	126.9	4	2:50.649	147.8	
6	107 Lorenzo VAN RIET	NLD	RANGONI Corse	CHA	CCS/MID	10	33:04.285	+1.315	126.8	4	2:50.747	147.7
7	35 Thomas COMPAIN	FRA	MILAN Competition	JUN	FRA/MID	10	33:06.055	+3.085	126.7	6	2:51.300	147.2
8	16 Giacomo TREBBI	ITA	MC Motortecnica	CHA	ITA	10	33:06.984	+4.014	126.7	4	2:51.701	146.8
9	11 Nikola MILJKOVIC	SRB	TEMPO Racing	CHA	CCS/MID	10	33:07.125	+4.155	126.7	6	2:50.491	147.9
10	84 Mattia LANCELOTTI	ITA	Sevenhills Motorsport	CHA	ITA	10	33:07.457	+4.487	126.6	6	2:50.664	147.7
11	10 Mauro POLDERMAN	NLD	AST Competiti	JUN	CCS/MID	10	33:08.274	+5.304	126.6	6	2:51.360	147.1
12	55 Rene STEENMETZ	NLD	AST Competiti	GEN	CCS/ESF	10	33:08.283	+5.313	126.6	6	2:51.231	147.3
13	60 Leonardo ARDUINI	ITA	MC Motortecnica	JUN	CCS/ITA	10	33:08.418	+5.448	126.6	3	2:51.406	147.1
14	43 Damiano PUCGETTI	ITA	RANGONI Corse	JUN	CCS/ESF	10	33:08.612	+5.642	126.6	6	2:51.274	147.2
15	21 Stephan POLDERMAN	NLD	AST Competiti	GEN	CCS/ITA	10	33:09.090	+6.120	126.5	4	2:52.237	146.4
16	112 Mathias DALL	DNK	DALL Racing	JUN	MID	10	33:09.483	+6.513	126.5	6	2:51.251	147.2
17	99 Guillaume MAIO	FRA	GM Sport	CHA	CCS/MID	10	33:10.087	+7.117	126.5	6	2:50.966	147.5
18	56 Harry MC GOVERN	IRL	GPA Racing	JUN	CCS	10	33:10.119	+7.149	126.5	4	2:51.108	147.4
19	131 Lucas CARTELLE	BEL	MILAN Competition	JUN	CCS/ITA	10	33:10.381	+7.411	126.5	6	2:51.566	147.0
20	207 Cristian RICCIARINI	ITA	EsseCorse	GEN	ITA	10	33:11.270	+8.300	126.4	6	2:51.402	147.1
21	39 Jaroslav HONZIK	CZE	GM Sport	CHA	MID	10	33:13.804	+10.834	126.2	4	2:52.118	146.5
22	28 David PAJOT	FRA	VICTEAM	GEN	ITA	10	33:14.503	+11.533	126.2	6	2:50.976	147.5
23	75 Eduardo MIRANDA	MEX	Uniq Racing	JUN	ITA	10	33:15.113	+12.143	126.2	4	2:51.441	147.1
24	79 Felix HEIBERG	NOR	TF Performance	JUN	MID	10	33:16.013	+13.043	126.1	4	2:52.111	146.5
25	111 Nikola TOSIC	SRB	AKSK Crvena zvezda	JUN	CCS/MID	10	33:16.143	+13.173	126.1	5	2:52.343	146.3
26	121 Ronnie STEFANI	ITA	EsseCorse	JUN	ITA	10	33:16.195	+13.225	126.1	6	2:50.815	147.6
27	30 Knuteirik KNUDSEN	NOR	TF Performance	CHA	MID	10	33:16.500	+13.530	126.1	6	2:51.144	147.3
28	555 Youssef GABER	EGY	Uniq Racing	CHA	ITA	10	33:16.511	+13.541	126.1	6	2:51.356	147.1
29	3 Daniel NYFFELER	CHE	STUCKI Motorsport	CHA	MID	10	33:16.939	+13.969	126.0	4	2:51.595	146.9
30	85 Benjamin CAUVAS	FRA	GPA Racing	CHA	CCS/MID	10	33:17.379	+14.409	126.0	3	2:52.911	145.8
31	22 Ludovico LONGONI	ITA	MC Motortecnica	CHA	CCS/ITA	10	33:18.941	+15.971	125.9	5	2:51.714	146.8
32	73 Sandro CUTINI	ITA	EsseCorse	CHA	ITA	10	33:19.331	+16.361	125.9	5	2:53.956	144.9
33	53 Nava NAVA	ITA	MC Motortecnica	GEN	CCS	10	33:21.830	+18.860	125.7	10	2:56.050	143.2
34	54 Sébastien GEHIN	FRA	T2CM	GEN	MID	10	33:22.349	+19.379	125.7	5	2:52.664	146.0
35	90 Emir SARAC	TUR	Uniq Racing	CHA	ITA	10	33:22.461	+19.491	125.7	6	2:53.048	145.7
36	999 Horn HORN	FRA	GPA Racing	GEN	CCS/ITA	10	33:22.915	+19.945	125.7	6	2:55.635	143.6
37	372 Andrea CHIERICETTI	ITA	MC Motortecnica	GEN	ITA/ESP	10	33:26.074	+23.104	125.5	6	2:56.305	143.0
38	100 Romain LAVOCAT	FRA	GM Sport	CHA	MID	10	33:26.547	+23.577	125.4	4	2:56.786	142.6
39	33 Michel FAYE	FRA	GM Sport	GEN	CCS	10	33:26.743	+23.773	125.4	6	2:56.557	142.8
40	65 Sebastian GAVAZZA	ITA	Sevenhills Motorsport	JUN	ITA	10	33:26.938	+23.968	125.4	5	2:53.019	145.7
41	95 Gael ROSTANT	FRA	GPA Racing	GEN	ESP	10	33:28.297	+25.327	125.3	6	2:55.837	143.4
42	170 Rémi BELLEVILLE	FRA	FAS Competiti	CHA	MID	10	33:28.878	+25.908	125.3	5	2:56.404	142.9
43	165 Rolando BORDACCHINI	ITA	RANGONI Corse	GEN	ITA	10	33:31.064	+28.094	125.2	10	2:58.819	141.0
44	7 Mickael CARREE	FRA	T2CM	GEN	CCS	10	33:34.955	+31.985	124.9	6	2:53.655	145.2
45	2 Adam SASCHA	ITA	Sevenhills Motorsport	JUN	ITA	10	33:41.082	+38.112	124.5	6	3:03.486	137.4
46	57 ALDI VINCENTI CASTILLO	CRI	Sevenhills Motorsport	CHA	ITA	10	33:41.484	+38.514	124.5	3	3:05.632	135.8
47	14 Udo BRUNNER	DEU	STUCKI Motorsport	GEN	MID	10	33:43.424	+40.454	124.4	10	3:06.086	135.5
Not classified												
4	Aurélien RENET	FRA	JSB Compétiton	CHA	MID	6	18:46.312		4	2:50.645	147.8	
9	Andreas STUCKI	CHE	STUCKI Motorsport	CHA	MID	6	18:54.991		6	2:51.839	146.7	
86	Jack BYRNE	IRL	GPA Racing	JUN	CCS/MID	6	18:57.100		4	2:49.993	148.3	
40	Laurent DZIADUS	FRA	Team Lucas	GEN	MID	4	14:00.271		3	2:53.683	145.2	
67	Miha FABIJAN	SVN	BA Motorsport	CHA	ITA	3	10:27.206		3	2:53.311	145.5	

Pole Position:	Nicolas MILAN	3:06.122	135.5 Kph
Fastest Lap:	Lap3 David POUGET	2:49.186	149.0 Kph


Published at: *12.05*

Track Status: **WET**

Race Director
Pierre DELETTRE

Pierre DELETTRE
Race Director

Timekeeper:
Alberto ESTÉBANEZ



CLIO CUP SERIES

SPA EURO RACE

Race 1 (30 Minutes +1 Lap)


Amended

Provisional Classification by Class

No	Driver	Nat	Team	Car	Laps	Total Time	Gap	Kph	Best Lap Lap	Best Lap Time	Kph
CCS											
1	12 Gabriele TORELLI	ITA	RANGONI Corse		10	33:02.970		126.9	3	2:49.347	148.9
2	1 David POUGET	FRA	GPA Racing		10	33:03.344	+0.374	126.9	3	2:49.186	149.0
3	48 Nicolas MILAN	FRA	MILAN Competition		10	33:03.420	+0.450	126.9	3	2:49.292	148.9
4	5 Anthony JURADO	FRA	RANGONI Corse		10	33:04.127	+1.157	126.9	4	2:50.649	147.8
5	107 Lorenzo VAN RIET	NLD	RANGONI Corse	CHA	10	33:04.285	+1.315	126.8	4	2:50.747	147.7
6	11 Nikola MILJKOVIC	SRB	TEMPO Racing	CHA	10	33:07.125	+4.155	126.7	6	2:50.491	147.9
7	10 Mauro POLDERMAN	NLD	AST Competition	JUN	10	33:08.274	+5.304	126.6	6	2:51.360	147.1
8	55 Rene STEENMETZ	NLD	AST Competition	GEN	10	33:08.283	+5.313	126.6	6	2:51.231	147.3
9	60 Leonardo ARDUINI	ITA	MC Motorcnica	JUN	10	33:08.418	+5.448	126.6	3	2:51.406	147.1
10	43 Damiano PUCETTI	ITA	RANGONI Corse	JUN	10	33:08.612	+5.642	126.6	6	2:51.274	147.2
11	21 Stephan POLDERMAN	NLD	AST Competition	GEN	10	33:09.090	+6.120	126.5	4	2:52.237	146.4
12	99 Guillaume MAIO	FRA	GM Sport	CHA	10	33:10.087	+7.117	126.5	6	2:50.966	147.5
13	56 Harry MC GOVERN	IRL	GPA Racing	JUN	10	33:10.119	+7.149	126.5	4	2:51.108	147.4
14	131 Lucas CARTELLE	BEL	MILAN Competition	JUN	10	33:10.381	+7.411	126.5	6	2:51.566	147.0
15	111 Nikola TOSIC	SRB	AKSK Crvena zvezda	JUN	10	33:16.143	+13.173	126.1	5	2:52.343	146.3
16	85 Benjamin CAUVAS	FRA	GPA Racing	CHA	10	33:17.379	+14.409	126.0	3	2:52.911	145.8
17	22 Ludovico LONGONI	ITA	MC Motorcnica	CHA	10	33:18.941	+15.971	125.9	5	2:51.714	146.8
18	53 Nava NAVA	ITA	MC Motorcnica	GEN	10	33:21.830	+18.860	125.7	10	2:56.050	143.2
19	999 Horn HORN	FRA	GPA Racing	GEN	10	33:22.915	+19.945	125.7	6	2:55.635	143.6
20	33 Michel FAYE	FRA	GM Sport	GEN	10	33:26.743	+23.773	125.4	6	2:56.557	142.8
21	7 Mickael CARREE	FRA	T2CM	GEN	10	33:34.955	+31.985	124.9	6	2:53.655	145.2
Not classified											
86	Jack BYRNE	IRL	GPA Racing	JUN	6	18:57.100	4 Laps		4	2:49.993	148.3
ESP											
1	55 Rene STEENMETZ	NLD	AST Competition	GEN	10	33:08.283		126.6	6	2:51.231	147.3
2	43 Damiano PUCETTI	ITA	RANGONI Corse	JUN	10	33:08.612	+0.329	126.6	6	2:51.274	147.2
3	372 Andrea CHIERICHETTI	ITA	MC Motorcnica	GEN	10	33:26.074	+17.791	125.5	6	2:56.305	143.0
4	95 Gael ROSTANT	FRA	GPA Racing	GEN	10	33:28.297	+20.014	125.3	6	2:55.837	143.4
FRA											
1	1 David POUGET	FRA	GPA Racing		10	33:03.344		126.9	3	2:49.186	149.0
2	35 Thomas COMPAIN	FRA	MILAN Competition	JUN	10	33:06.055	+2.711	126.7	6	2:51.300	147.2
ITA											
1	13 Alex LANCELLOTTI	ITA	GPA Racing	CHA	10	33:03.770		126.9	3	2:49.897	148.4
2	5 Anthony JURADO	FRA	RANGONI Corse		10	33:04.127	+0.357	126.9	4	2:50.649	147.8
3	16 Giacomo TREBBI	ITA	MC Motorcnica	CHA	10	33:06.984	+3.214	126.7	4	2:51.701	146.8
4	84 Mattia LANCELLOTTI	ITA	Sevenhills Motorsport	CHA	10	33:07.457	+3.687	126.6	6	2:50.664	147.7
5	60 Leonardo ARDUINI	ITA	MC Motorcnica	JUN	10	33:08.418	+4.648	126.6	3	2:51.406	147.1
6	21 Stephan POLDERMAN	NLD	AST Competition	GEN	10	33:09.090	+5.320	126.5	4	2:52.237	146.4
7	131 Lucas CARTELLE	BEL	MILAN Competition	JUN	10	33:10.381	+6.611	126.5	6	2:51.566	147.0
8	207 Cristian RICCIARINI	ITA	EsseCorse	GEN	10	33:11.270	+7.500	126.4	6	2:51.402	147.1
9	28 David PAJOT	FRA	VICTEAM	GEN	10	33:14.503	+10.733	126.2	6	2:50.976	147.5
10	75 Eduardo MIRANDA	MEX	Uniq Racing	JUN	10	33:15.113	+11.343	126.2	4	2:51.441	147.1
11	121 Ronnie STEFANI	ITA	EsseCorse	JUN	10	33:16.195	+12.425	126.1	6	2:50.815	147.6
12	555 Youssef GABER	EGY	Uniq Racing	CHA	10	33:16.511	+12.741	126.1	6	2:51.356	147.1
13	22 Ludovico LONGONI	ITA	MC Motorcnica	CHA	10	33:18.941	+15.171	125.9	5	2:51.714	146.8
14	73 Sandro CUTINI	ITA	EsseCorse	CHA	10	33:19.331	+15.561	125.9	5	2:53.956	144.9
15	90 Emir SARAC	TUR	Uniq Racing	CHA	10	33:22.461	+18.691	125.7	6	2:53.048	145.7
16	999 Horn HORN	FRA	GPA Racing	GEN	10	33:22.915	+19.145	125.7	6	2:55.635	143.6
17	372 Andrea CHIERICHETTI	ITA	MC Motorcnica	GEN	10	33:26.074	+22.304	125.5	6	2:56.305	143.0
18	65 Sebastian GAVAZZA	ITA	Sevenhills Motorsport	JUN	10	33:26.938	+23.168	125.4	5	2:53.019	145.7
19	165 Rolando BORDACCHINI	ITA	RANGONI Corse	GEN	10	33:31.064	+27.294	125.2	10	2:58.819	141.0
20	2 Adam SASCHA	ITA	Sevenhills Motorsport	JUN	10	33:41.082	+37.312	124.5	6	3:03.486	137.4
21	57 ALDI VINCENTI CASTILLO	CRI	Sevenhills Motorsport	CHA	10	33:41.484	+37.714	124.5	3	3:05.632	135.8
Not classified											
67	Miha FABJAN	SVN	BA Motorsport	CHA	3	10:27.206	7 Laps		3	2:53.311	145.5
MID											

Pierre DELETTRE
Race Director

Amended



CLIO CUP SERIES SPA EURO RACE Race 1 (30 Minutes +1 Lap)

Provisional Classification by Class

No	Driver	Nat	Team	Car	Laps	Total Time	Gap	Kph	Best Lap		
									Lap	Time	Kph
1	107 Lorenzo VAN RIET	NLD	RANGONI Corse	CHA	10	33:04.285		126.8	4	2:50.747	147.7
2	35 Thomas COMPAIN	FRA	MILAN Competition	JUN	10	33:06.055	+1.770	126.7	6	2:51.300	147.2
3	11 Nikola MILJKOVIC	SRB	TEMPO Racing	CHA	10	33:07.125	+2.840	126.7	6	2:50.491	147.9
4	10 Mauro POLDERMAN	NLD	AST Competition	JUN	10	33:08.274	+3.989	126.6	6	2:51.360	147.1
5	112 Mathias DALL	DNK	DALL Racing	JUN	10	33:09.483	+5.198	126.5	6	2:51.251	147.2
6	99 Guillaume MAIO	FRA	GM Sport	CHA	10	33:10.087	+5.802	126.5	6	2:50.966	147.5
7	39 Jaroslav HONZIK	CZE	GM Sport	CHA	10	33:13.804	+9.519	126.2	4	2:52.118	146.5
8	79 Felix HEIBERG	NOR	TF Performance	JUN	10	33:16.013	+11.728	126.1	4	2:52.111	146.5
9	111 Nikola TOSIC	SRB	AKSK Crvena zvezda	JUN	10	33:16.143	+11.858	126.1	5	2:52.343	146.3
10	30 Knuteirik KNUDSEN	NOR	TF Performance	CHA	10	33:16.500	+12.215	126.1	6	2:51.144	147.3
11	3 Daniel NYFFELER	CHE	STUCKI Motorsport	CHA	10	33:16.939	+12.654	126.0	4	2:51.595	146.9
12	85 Benjamin CAUVAS	FRA	GPA Racing	CHA	10	33:17.379	+13.094	126.0	3	2:52.911	145.8
13	54 Sébastien GEHIN	FRA	T2CM	GEN	10	33:22.349	+18.064	125.7	5	2:52.664	146.0
14	100 Romain LAVOCAT	FRA	GM Sport	CHA	10	33:26.547	+22.262	125.4	4	2:56.786	142.6
15	170 Rémi BELLEVILLE	FRA	FAS Competition	CHA	10	33:28.878	+24.593	125.3	5	2:56.404	142.9
16	14 Udo BRUNNER	DEU	STUCKI Motorsport	GEN	10	33:43.424	+39.139	124.4	10	3:06.086	135.5
Not classified											
4	Aurélien RENET	FRA	JSB Compétition	CHA	6	18:46.312	4 Laps		4	2:50.645	147.8
9	Andreas STUCKI	CHE	STUCKI Motorsport	CHA	6	18:54.991	4 Laps		6	2:51.839	146.7
86	Jack BYRNE	IRL	GPA Racing	JUN	6	18:57.100	4 Laps		4	2:49.993	148.3
40	Laurent DZIADUS	FRA	Team Lucas	GEN	4	14:00.271	6 Laps		3	2:53.683	145.2

Published at: *2025*

Track Status: **WET**

Race Director
Pierre DELETTRE

Pierre DELETTRE
Race Director

Timekeeper:
Alberto ESTÉBANEZ

Alberto ESTÉBANEZ