



SUPERCAR CHALLENGE / GT & PROTO


SPA EURO RACE

Qualifying

Sector Analysis

— Invalidated Lap ■ Personal Best ■ Session Best B Crossing the pit lane

Lap	D	Time	Sector 1	Sector 2	Sector 3	T.Spd	Elapsed	Lap	D	Time	Sector 1	Sector 2	Sector 3	T.Spd	Elapsed
1	DOMEC 1.Patrick ENGELEN RADICAL SR3							6 1 2:48.582 45.942 1:19.797 42.843 202.2 18:59.912 7 1 2:46.581 46.078 1:18.062 42.441 204.2 21:46.493 8 1 2:48.479 45.370 1:18.956 44.153 191.5 24:34.972 9 1 2:46.224 45.325 1:18.374 42.525 196.4 27:21.196 10 1 3:03.510 B 45.065 1:19.872 58.573 197.4 30:24.706 11 1 6:51.163 4:49.980 1:18.645 42.538 182.4 37:15.869 12 1 2:49.305 48.170 1:18.166 42.969 178.8 40:05.174 13 1 3:22.348 B 45.326 1:22.002 1:15.020 195.3 43:27.522							
	1	1	4:31.629	2:01.023	1:38.594	52.012	106.8		4:31.629						
	2	1	3:14.348	53.955	1:30.258	50.135	160.0		7:45.977						
	3	1	3:11.951	52.768	1:29.068	50.115	184.6		10:57.928						
	4	1	3:10.474	53.744	1:28.168	48.562	192.5		14:08.402						
	5	1	3:11.200	52.481	1:29.353	49.366	167.4		17:19.602						
	6	1	3:14.236	54.434	1:30.203	49.599	197.8		20:33.838						
	7	1	3:21.012 B	52.461	1:28.922	59.629	175.6		23:54.850						
	8	1	4:47.554	2:29.194	1:28.428	49.932	187.8		28:42.404						
	9	1	3:07.161	52.286	1:26.385	48.490	200.7		31:49.565						
	10	1	3:04.694	50.975	1:26.038	47.681	201.9		34:54.259						
	11	1	3:03.467	50.792	1:25.116	47.559	202.2		37:57.726						
	12	1	3:05.117	51.256	1:26.368	47.493	201.1		41:02.843						
	13	1	3:39.675 B	50.861	1:39.237	1:09.577	200.0		44:42.518						
90	Revolution Race Cars 1.James ABBOTT 2.Nigel REDWOOD REVOLUTION 427							1 1 3:20.689 1:05.025 1:28.107 47.557 148.6 3:20.689 2 1 3:08.489 48.515 1:32.829 47.145 190.5 6:29.178 3 1 3:06.180 B 47.719 1:24.567 53.894 190.5 9:35.358 4 1 5:30.629 3:23.839 1:18.513 48.277 203.0 15:05.987 5 1 2:51.236 47.433 1:20.325 43.478 198.5 17:57.223 6 1 2:47.109 46.608 1:17.237 43.264 223.6 20:44.332 7 1 2:59.911 B 48.600 1:20.785 50.526 201.5 23:44.243 8 1 5:43.855 3:37.454 1:21.040 45.361 190.8 29:28.098 9 1 2:52.227 47.535 1:20.718 43.974 199.3 32:20.325 10 1 2:51.907 46.530 1:21.788 43.589 203.4 35:12.232 11 1 2:51.322 46.802 1:20.581 43.939 210.1 38:03.554 12 1 2:49.835 46.098 1:20.268 43.469 202.6 40:53.389 13 1 3:44.787 B 50.126 1:29.332 1:25.329 187.5 44:38.176							
	1	1	3:35.904	1:14.614	1:31.303	49.987	139.0		3:35.904						
	2	1	3:09.456	52.004	1:29.176	48.276	173.6		6:45.360						
	3	1	3:07.672	51.305	1:27.668	48.699	197.8		9:53.032						
	4	1	3:07.479	51.487	1:28.558	47.434	194.2		13:00.511						
	5	1	3:08.437	51.367	1:29.507	47.563	195.3		16:08.948						
	6	1	3:06.813	51.069	1:27.186	48.558	195.3		19:15.761						
	7	1	3:05.455	50.961	1:27.078	47.416	200.0		22:21.216						
	8	1	4:00.061 B	51.670	1:54.786	1:13.605	152.8		26:21.277						
	9	1	7:45.098	5:22.975	1:33.838	48.285	151.9		34:06.375						
	10	1	3:04.596	50.899	1:26.843	46.854	175.6		37:10.971						
	11	1	3:07.505	55.051	1:25.960	46.494	182.1		40:18.476						
	12	1	4:17.168 B	49.538	1:33.512	1:54.118	208.1		44:35.644						
	3	Radical Motorsport 1.Eddie VAN DAM RADICAL SR3							1 1 6:27.331 B 3:43.009 1:38.134 1:06.188 160.2 6:27.331 2 1 4:10.949 1:49.556 1:31.925 49.468 176.5 10:38.280 3 1 3:09.387 50.653 1:30.283 48.451 192.2 13:47.667 4 1 3:04.386 48.731 1:28.639 47.016 192.2 16:52.053 5 1 3:03.877 48.620 1:28.137 47.120 191.8 19:55.930 6 1 3:04.149 47.972 1:27.833 48.344 187.5 23:00.079 7 1 4:27.908 B 1:40.561 1:38.901 1:08.446 139.0 27:27.987 8 1 4:45.492 2:22.791 1:32.440 50.261 166.9 32:13.479 9 1 3:08.572 50.105 1:29.334 49.133 176.5 35:22.051 10 1 3:03.261 48.134 1:27.778 47.349 196.0 38:25.312 11 1 3:21.988 B 50.271 1:28.997 1:02.720 166.4 41:47.300						
1		1	6:27.331 B	3:43.009	1:38.134	1:06.188	160.2	6:27.331							
2		1	4:10.949	1:49.556	1:31.925	49.468	176.5	10:38.280							
3		1	3:09.387	50.653	1:30.283	48.451	192.2	13:47.667							
4		1	3:04.386	48.731	1:28.639	47.016	192.2	16:52.053							
5		1	3:03.877	48.620	1:28.137	47.120	191.8	19:55.930							
6		1	3:04.149	47.972	1:27.833	48.344	187.5	23:00.079							
7		1	4:27.908 B	1:40.561	1:38.901	1:08.446	139.0	27:27.987							
8		1	4:45.492	2:22.791	1:32.440	50.261	166.9	32:13.479							
9		1	3:08.572	50.105	1:29.334	49.133	176.5	35:22.051							
10		1	3:03.261	48.134	1:27.778	47.349	196.0	38:25.312							
11		1	3:21.988 B	50.271	1:28.997	1:02.720	166.4	41:47.300							
11		DOMEC 1.Nagy KABAZ RADICAL RXC								1 1 4:13.857 1:45.637 1:36.443 51.777 140.4 4:13.857 2 1 3:03.528 50.480 1:27.037 46.011 204.2 7:17.385 3 1 3:05.416 B 48.534 1:24.733 52.149 233.8 10:22.801 4 1 5:17.372 3:06.557 1:25.436 45.379 190.8 15:40.173 5 1 2:53.076 46.880 1:22.403 43.793 228.8 18:33.249 6 1 2:51.027 45.566 1:21.813 43.648 242.7 21:24.276 7 1 2:49.490 45.353 1:20.955 43.182 246.0 24:13.766 8 1 2:55.656 B 45.407 1:21.286 48.963 241.1 27:09.422 9 1 4:38.624 2:33.033 1:23.227 42.364 203.0 31:48.046 10 1 2:45.315 43.977 1:19.441 41.897 246.0 34:33.361 11 1 2:45.057 44.435 1:18.694 41.928 241.6 37:18.418 12 1 3:00.605 B 46.132 1:22.653 51.820 191.2 40:19.023					
		1	1	3:27.808	1:08.773	1:30.266	48.769	156.3			3:27.808				
	2	1	2:57.756	47.959	1:25.240	44.557	180.6	6:25.564							
	3	1	3:07.746 B	47.242	1:21.688	58.816	211.8	9:33.310							
	4	1	3:48.171	1:41.767	1:21.685	44.719	189.1	13:21.481							
	5	1	2:49.849	46.493	1:20.029	43.327	185.6	16:11.330							
	19	Revolution Race Cars 1.Ron FLETCHER REVOLUTION 500 EVO							1 1 3:24.754 1:04.062 1:31.902 48.790 157.7 3:24.754 2 1 3:02.678 49.458 1:27.238 45.982 194.2 6:27.432 3 1 2:57.817 48.074 1:25.142 44.601 201.5 9:25.249 4 1 2:55.260 47.122 1:23.905 44.233 204.2 12:20.509 5 1 2:55.004 47.653 1:23.218 44.133 196.4 15:15.513 6 1 2:54.310 46.942 1:23.376 43.992 202.6 18:09.823 7 1 2:52.532 46.554 1:22.042 43.936 205.3 21:02.355 8 1 3:01.835 B 46.719 1:23.057 52.059 204.9 24:04.190 9 1 4:40.534 2:28.160 1:24.426 47.948 195.7 28:44.724 10 1 2:54.217 47.742 1:22.450 44.025 197.8 31:38.941 11 1 2:59.455 46.576 1:26.473 46.406 223.1 34:38.396 12 1 2:53.651 46.854 1:22.629 44.168 194.2 37:32.047						
		1	1	3:27.808	1:08.773	1:30.266	48.769	156.3			3:27.808				
		2	1	2:57.756	47.959	1:25.240	44.557	180.6			6:25.564				
		3	1	3:07.746 B	47.242	1:21.688	58.816	211.8			9:33.310				
		4	1	3:48.171	1:41.767	1:21.685	44.719	189.1			13:21.481				
		5	1	2:49.849	46.493	1:20.029	43.327	185.6			16:11.330				
		105	Koopman Racing 1.Mex JANSEN 2.Jordin POLAND BMW M6 GT3								1 1 3:24.754 1:04.062 1:31.902 48.790 157.7 3:24.754 2 1 3:02.678 49.458 1:27.238 45.982 194.2 6:27.432 3 1 2:57.817 48.074 1:25.142 44.601 201.5 9:25.249 4 1 2:55.260 47.122 1:23.905 44.233 204.2 12:20.509 5 1 2:55.004 47.653 1:23.218 44.133 196.4 15:15.513 6 1 2:54.310 46.942 1:23.376 43.992 202.6 18:09.823 7 1 2:52.532 46.554 1:22.042 43.936 205.3 21:02.355 8 1 3:01.835 B 46.719 1:23.057 52.059 204.9 24:04.190 9 1 4:40.534 2:28.160 1:24.426 47.948 195.7 28:44.724 10 1 2:54.217 47.742 1:22.450 44.025 197.8 31:38.941 11 1 2:59.455 46.576 1:26.473 46.406 223.1 34:38.396 12 1 2:53.651 46.854 1:22.629 44.168 194.2 37:32.047				
			1	1	3:27.808	1:08.773	1:30.266	48.769				156.3	3:27.808		
2			1	2:57.756	47.959	1:25.240	44.557	180.6		6:25.564					
3			1	3:07.746 B	47.242	1:21.688	58.816	211.8		9:33.310					
4			1	3:48.171	1:41.767	1:21.685	44.719	189.1		13:21.481					
5			1	2:49.849	46.493	1:20.029	43.327	185.6		16:11.330					
111			VR Motorsport 1.Jack FABBY 2.Shane KELLY PRAGA R1							1 1 3:24.754 1:04.062 1:31.902 48.790 157.7 3:24.754 2 1 3:02.678 49.458 1:27.238 45.982 194.2 6:27.432 3 1 2:57.817 48.074 1:25.142 44.601 201.5 9:25.249 4 1 2:55.260 47.122 1:23.905 44.233 204.2 12:20.509 5 1 2:55.004 47.653 1:23.218 44.133 196.4 15:15.513 6 1 2:54.310 46.942 1:23.376 43.992 202.6 18:09.823 7 1 2:52.532 46.554 1:22.042 43.936 205.3 21:02.355 8 1 3:01.835 B 46.719 1:23.057 52.059 204.9 24:04.190 9 1 4:40.534 2:28.160 1:24.426 47.948 195.7 28:44.724 10 1 2:54.217 47.742 1:22.450 44.025 197.8 31:38.941 11 1 2:59.455 46.576 1:26.473 46.406 223.1 34:38.396 12 1 2:53.651 46.854 1:22.629 44.168 194.2 37:32.047					
			1	1	3:27.808	1:08.773	1:30.266	48.769				156.3	3:27.808		
	2		1	2:57.756	47.959	1:25.240	44.557	180.6	6:25.564						
	3		1	3:07.746 B	47.242	1:21.688	58.816	211.8	9:33.310						
	4		1	3:48.171	1:41.767	1:21.685	44.719	189.1	13:21.481						
	5		1	2:49.849	46.493	1:20.029	43.327	185.6	16:11.330						



SUPERCAR CHALLENGE / GT & PROTO


SPA EURO RACE

Qualifying

Sector Analysis

— Invalidated Lap ■ Personal Best ■ Session Best ■ Crossing the pit lane

Lap	D	Time	Sector 1	Sector 2	Sector 3	T.Spd	Elapsed	Lap	D	Time	Sector 1	Sector 2	Sector 3	T.Spd	Elapsed
149 Koopman Racing BMW M4 GT3 1.Cees WIJSMAN GT															
13	1	2:51.700	45.896	1:21.648	44.156	197.4	40:23.747	6	1	7:23.820	5:08.202	1:28.034	47.584	168.7	25:14.675
14	1	4:09.193B	46.113	1:30.267	1:52.813	196.7	44:32.940	7	1	3:01.095	50.174	1:24.461	46.460	191.5	28:15.770
1	1	4:02.123	1:33.185	1:37.172	51.766	142.9	4:02.123	8	1	2:59.465	49.222	1:24.006	46.237	206.1	31:15.235
2	1	3:05.099	49.600	1:27.376	48.123	182.7	7:07.222	9	1	2:58.410	49.339	1:22.960	46.111	196.0	34:13.645
3	1	3:08.426	49.390	1:29.860	49.176	157.2	10:15.648	10	1	2:58.277	49.240	1:23.071	45.966	201.9	37:11.922
4	1	3:00.968	49.395	1:25.543	46.030	204.5	13:16.616	11	1	3:04.689	51.794	1:26.574	46.321	180.0	40:16.611
5	1	3:13.828B	47.428	1:27.577	58.823	190.5	16:30.444	12	1	4:09.206B	48.890	1:33.523	1:46.793	199.6	44:25.817
6	1	4:07.916	1:54.704	1:26.584	46.628	168.5	20:38.360								
7	1	2:58.771	47.183	1:25.473	46.115	185.9	23:37.131								
8	1	3:03.047	51.465	1:25.907	45.675	187.2	26:40.178								
9	1	2:57.460	47.208	1:24.754	45.498	186.5	29:37.638								
10	1	2:56.110	46.889	1:23.966	45.255	200.4	32:33.748								
11	1	2:54.979	46.385	1:23.693	44.901	200.4	35:28.727								
12	1	2:57.015	46.451	1:24.750	45.814	208.9	38:25.742								
13	1	3:13.436B	47.535	1:25.569	1:00.332	198.9	41:39.178								
150 Koopman Racing BMW M6 GT3 1.Ivar MOENS GT															
1	1	4:18.263					4:18.263								
2	1	3:19.549					7:37.812								
3	1	3:13.625					10:51.437								
4	1	3:12.376					14:03.813								
5	1	3:09.003					17:12.816								
6	1	3:13.796B					20:26.612								
7	1	4:29.852					24:56.464								
8	1	3:03.279					27:59.743								
9	1	3:02.256					31:01.999								
10	1	3:02.029					34:04.028								
11	1	2:59.707					37:03.735								
12	1	7:11.881B					44:15.616								
201 DWS Racing by FMA CUPRA TCR SUPERSPORT 1.Laurens DE WIT 2.Fabian SCHOONHOVEN															
1	1	3:30.991	1:13.303	1:29.341	48.347	147.3	3:30.991								
2	1	3:00.216	49.944	1:24.299	45.973	199.6	6:31.207								
3	1	2:59.439	49.029	1:24.192	46.218	205.7	9:30.646								
4	1	2:57.014	48.899	1:22.583	45.532	216.0	12:27.660								
5	1	3:24.137B	51.204	1:33.414	59.519	168.2	15:51.797								
6	1	8:18.588	6:07.216	1:24.839	46.533	197.8	24:10.385								
7	1	2:58.492	49.036	1:23.391	46.065	216.9	27:08.877								
8	1	2:58.216	49.187	1:23.495	45.534	217.3	30:07.093								
9	1	3:17.997B	50.811	1:28.182	59.004	167.2	33:25.090								
207 Emergo Racing pb JWR VW GOLF GTI TCR INT. SUPERSPORT 1.Priscilla SPEELMAN 2.Steven TEIRLINCK															
1	1	4:49.147	1:58.744	1:45.809	1:04.594	117.3	4:49.147								
2	1	3:11.248	52.702	1:30.103	48.443	177.9	8:00.395								
3	1	3:08.143	50.660	1:29.777	47.706	159.5	11:08.538								
4	1	3:04.060	50.295	1:26.738	47.027	187.2	14:12.598								
5	1	3:38.257B	1:13.595	1:28.174	56.488	174.2	17:50.855								
224 Koopman Racing BMW M3 E46 GT SUPERSPORT 1.Gilles VAN HOUTUM															
1	1	4:39.201	1:55.372	1:46.728	57.101	136.4	4:39.201								
2	1	3:27.444	55.739	1:37.197	54.508	162.2	8:06.645								
3	1	3:27.476	57.507	1:37.206	52.763	161.2	11:34.121								
4	1	3:23.527	54.807	1:37.112	51.608	170.9	14:57.648								
5	1	3:35.823B	55.458	1:37.275	1:03.090	161.0	18:33.471								
6	1	4:31.443	2:00.022	1:38.489	52.932	176.5	23:04.914								
7	1	3:20.030	55.192	1:35.167	49.671	171.7	26:24.944								
8	1	3:17.284	53.081	1:33.916	50.287	164.4	29:42.228								
9	1	3:14.200	52.249	1:32.326	49.625	173.6	32:56.428								
10	1	3:12.583	52.332	1:31.460	48.791	177.9	36:09.011								
11	1	3:10.567	51.678	1:30.671	48.218	174.8	39:19.578								
12	1	3:33.106B	51.098	1:31.448	1:10.560	176.5	42:52.684								
226 AKG Motorsport BMW M4 GT4 SUPERSPORT 1.Valentijn GREVEN 2.Max TUBBEN															
1	1	5:07.501	2:51.646	1:28.760	47.095	178.5	5:07.501								
2	1	2:59.837	49.269	1:24.305	46.263	211.8	8:07.338								
3	1	2:58.096	48.465	1:24.299	45.332	225.0	11:05.434								
4	1	2:57.037	48.324	1:23.149	45.564	216.9	14:02.471								
5	1	2:55.922	48.113	1:22.505	45.304	214.7	16:58.393								
6	1	3:04.057B	48.105	1:23.845	52.107	211.4	20:02.450								
7	1	4:50.689	2:35.193	1:27.705	47.791	216.4	24:53.139								
8	1	3:02.667	50.348	1:25.019	47.300	214.7	27:55.806								
9	1	3:01.896	50.155	1:25.322	46.419	215.6	30:57.702								
10	1	3:00.260	49.344	1:24.780	46.136	211.8	33:57.962								
11	1	2:58.795	49.061	1:23.885	45.849	228.8	36:56.757								
12	1	3:09.100B	48.618	1:24.499	55.983	220.9	40:05.857								
13	1	4:49.995B	1:59.724	1:31.887	1:18.384	187.8	44:55.852								
232 Koopman Racing BMW M4 SUPERSPORT 1.Maik BROERSEN															
1	1	3:54.052	1:26.135	1:36.156	51.761	154.7	3:54.052								
2	1	3:11.186	51.877	1:29.939	49.370	172.8	7:05.238								
3	1	3:09.113	50.859	1:29.394	48.860	180.9	10:14.351								
4	1	3:10.768	50.972	1:30.020	49.776	174.5	13:25.119								
5	1	3:06.678	50.577	1:27.948	48.153	186.5	16:31.797								
6	1	3:05.577	50.415	1:27.590	47.572	196.4	19:37.374								
7	1	3:04.991	50.070	1:27.106	47.815	192.9	22:42.365								
8	1	3:27.650B	53.916	1:32.637	1:01.097	165.6	26:10.015								
9	1	5:50.237	3:31.576	1:30.261	48.400	161.0	32:00.252								
10	1	3:04.325	50.365	1:27.175	46.785	197.8	35:04.577								
11	1	3:02.290	49.217	1:26.353	46.720	207.7	38:06.867								
12	1	3:00.723	48.464	1:25.582	46.677	202.6	41:07.590								
13	1	3:38.060B	48.629	1:38.388	1:11.043	202.6	44:45.650								



SUPERCAR CHALLENGE / GT & PROTO


SPA EURO RACE

Qualifying

Sector Analysis

— Invalidated Lap ■ Personal Best ■ Session Best B Crossing the pit lane

Lap	D	Time	Sector 1	Sector 2	Sector 3	T.Spd	Elapsed	Lap	D	Time	Sector 1	Sector 2	Sector 3	T.Spd	Elapsed		
251	Koopman Racing 1.Martijn WIJSMAN							BMW M4 GT4 SUPERSPORT	11	1	3:20.054	56.856	1:32.191	51.007	167.2	39:13.669	
	1	1	4:09.322	1:29.905	1:44.409	55.008	163.6	4:09.322									
	2	1	3:21.483	55.643	1:35.658	50.182	156.1	7:30.805									
	3	1	3:14.589	52.847	1:31.848	49.894	190.8	10:45.394									
	4	1	3:12.877	51.920	1:31.416	49.541	175.0	13:58.271									
	5	1	3:35.327 B	53.600	1:36.120	1:05.607	158.6	17:33.598									
	6	1	6:46.983	4:23.925	1:33.766	49.292	171.7	24:20.581									
	7	1	3:10.196	50.743	1:31.073	48.380	184.9	27:30.777									
	8	1	3:11.917	50.867	1:31.068	49.982	187.5	30:42.694									
	9	1	3:09.347	51.569	1:29.998	47.780	190.8	33:52.041									
	10	1	3:10.529	50.627	1:30.474	49.428	185.9	37:02.570									
	11	1	3:29.023 B	52.075	1:34.485	1:02.463	191.8	40:31.593									
273	Blueberry Racing 1.Berry VAN ELK							BMW M2 SUPERSPORT									
	1	1	3:29.145	1:09.767	1:31.303	48.075	157.4	3:29.145									
	2	1	3:04.885	50.775	1:27.241	46.869	196.7	6:34.030									
	3	1	3:00.862	49.461	1:24.942	46.459	207.7	9:34.892									
	4	1	3:01.286	49.285	1:25.632	46.369	214.3	12:36.178									
	5	1	3:01.068	49.213	1:25.521	46.334	200.0	15:37.246									
	6	1	3:18.613 B	52.957	1:27.052	58.604	168.2	18:55.859									
	7	1	5:39.527	3:25.191	1:25.891	48.445	200.4	24:35.386									
	8	1	3:00.964	49.006	1:25.120	46.838	195.7	27:36.350									
	9	1	3:00.812	49.256	1:25.000	46.556	202.6	30:37.162									
	10	1	2:59.758	49.017	1:24.480	46.261	211.4	33:36.920									
	11	1	3:18.170 B	51.271	1:26.051	1:00.848	185.6	36:55.090									
401	Spirit Racing Team 1.Rob NIEMAN							RENAULT CLIO EVO SPORT									
	1	1	9:12.962	6:51.649	1:31.750	49.563	178.5	9:12.962									
	2	1	3:10.971	52.458	1:29.015	49.498	190.1	12:23.933									
	3	1	3:11.810	52.459	1:29.663	49.688	161.7	15:35.743									
	4	1	3:21.426 B	53.203	1:29.878	58.345	173.4	18:57.169									
	5	1	6:46.906	4:26.504	1:31.024	49.378	183.1	25:44.075									
	6	1	3:08.711	52.347	1:27.469	48.895	183.4	28:52.786									
	7	1	3:20.164 B	52.751	1:28.716	58.697	197.4	32:12.950									
	8	1	5:58.931	3:34.976	1:34.408	49.547	179.1	38:11.881									
	9	1	3:07.251	51.915	1:27.144	48.192	193.5	41:19.132									
	402	Spirit Racing Team 1.Richard MEESTER							RENAULT CLIO EVO SPORT								
		1	1	5:07.726	2:20.670	1:49.711	57.345	114.0	5:07.726								
2		1	3:35.567	1:02.980	1:37.769	54.818	148.4	8:43.293									
3		1	3:31.758	1:00.834	1:36.544	54.380	156.5	12:15.051									
4		1	3:35.347	1:00.908	1:40.216	54.223	157.0	15:50.398									
5		1	3:26.960	56.551	1:36.766	53.643	168.7	19:17.358									
6		1	3:22.157	56.394	1:34.377	51.386	169.0	22:39.515									
7		1	3:18.821	55.410	1:32.462	50.949	179.1	25:58.336									
8		1	3:18.235	55.043	1:32.172	51.020	176.2	29:16.571									
9		1	3:20.947	54.709	1:33.611	52.627	175.9	32:37.518									
10		1	3:16.097	54.907	1:31.093	50.097	174.5	35:53.615									
404		Traxx Racing 1.Chris VOET 2.Bart VAN DEN BROECK							RENAULT ALPINE SPORT								
	1	1	3:50.153	1:16.474	1:40.877	52.802	157.0	3:50.153									
	2	1	3:24.227	53.366	1:38.724	52.137	182.1	7:14.380									
	3	1	3:21.675	54.161	1:35.719	51.795	176.5	10:36.055									
	4	1	3:20.652	53.196	1:36.409	51.047	174.2	13:56.707									
	5	1	3:22.004	52.862	1:37.769	51.373	181.5	17:18.711									
	6	1	3:22.215	53.369	1:36.650	52.196	192.5	20:40.926									
	7	1	3:19.711	53.451	1:35.360	50.900	180.6	24:00.637									
	8	1	3:30.281 B	52.980	1:35.142	1:02.159	182.1	27:30.918									
	9	1	4:39.682	2:18.454	1:31.297	49.931	180.9	32:10.600									
	10	1	3:10.962	51.034	1:30.250	49.678	204.2	35:21.562									
	11	1	3:09.190	51.373	1:29.764	48.053	197.4	38:30.752									
12	1	3:08.058	50.664	1:29.206	48.188	209.7	41:38.810										
416	Koopman Racing 1.Dio POLAND							BMW M3 E46 SPORT									
	1	1	4:13.308	1:37.855	1:40.415	55.038	132.2	4:13.308									
	2	1	3:25.194	57.268	1:35.077	52.849	161.7	7:38.502									
	3	1	3:18.645	55.435	1:32.472	50.738	173.9	10:57.147									
	4	1	3:21.399	57.331	1:33.614	50.454	157.4	14:18.546									
	5	1	3:29.682 B	58.623	1:32.029	59.030	164.9	17:48.228									
	6	1	4:28.386	2:06.652	1:31.445	50.289	175.9	22:16.614									
	7	1	3:15.493	55.323	1:30.489	49.681	175.6	25:32.107									
	8	1	3:14.441	54.223	1:29.919	50.299	186.9	28:46.548									
	9	1	3:12.757	54.035	1:29.654	49.068	181.8	31:59.305									
	10	1	3:12.591	54.413	1:29.160	49.018	191.5	35:11.896									
	11	1	3:10.033	53.089	1:28.513	48.431	193.2	38:21.929									
12	1	3:27.055 B	54.054	1:29.621	1:03.380	144.4	41:48.984										
428	Koopman Racing 1.Jos HARPER							BMW M3 GTR SPORT									
	1	1	4:15.370	1:39.305	1:39.801	56.264	150.0	4:15.370									
	2	1	3:20.015	55.944	1:33.191	50.880	168.0	7:35.385									
	3	1	3:14.785	53.484	1:30.845	50.456	181.2	10:50.170									
	4	1	3:16.089	52.861	1:31.884	51.344	184.9	14:06.259									
	5	1	3:29.987 B	54.014	1:32.957	1:03.016	184.9	17:36.246									
	6	1	4:45.576 B	2:10.978	1:32.184	1:02.414	177.3	22:21.822									
	7	1	7:38.671	5:16.974	1:31.421	50.276	184.0	30:00.493									
	8	1	3:11.785	52.863	1:29.257	49.665	192.9	33:12.278									
	9	1	3:10.611	52.224	1:29.180	49.207	196.0	36:22.889									
	10	1	3:13.274	52.256	1:30.418	50.600	202.2	39:36.163									
	11	1	3:41.283 B	52.692	1:29.609	1:18.982	204.9	43:17.446									
432	Koopman Racing 1.Emile DRUMMEN 2.Tom DRUMMEN							BMW M2 40 SPORT									
	1	1	4:26.976	1:40.887	1:47.944	58.145	141.0	4:26.976									
	2	1	3:28.223	56.968	1:36.613	54.642	163.6	7:55.199									
	3	1	3:27.802	55.529	1:37.924	54.349	161.9	11:23.001									
	4	1	3:27.138	55.931	1:36.723	54.484	160.2	14:50.139									
	5	1	3:22.462	55.313	1:33.479	53.670	170.3	18:12.601									



SUPERCAR CHALLENGE / GT & PROTO

SPA EURO RACE

Qualifying

Sector Analysis

— Invalidated Lap ■ Personal Best ■ Session Best **B** Crossing the pit lane

Lap	D	Time	Sector 1	Sector 2	Sector 3	T.Spd	Elapsed	Lap	D	Time	Sector 1	Sector 2	Sector 3	T.Spd	Elapsed
6	1	3:21.502	54.412	1:33.035	54.055	163.6	21:34.103								
7	1	3:36.860 B	55.956	1:35.160	1:05.744	164.6	25:10.963								
8	1	4:42.824	2:22.878	1:29.806	50.140	178.2	29:53.787								
9	1	3:10.359	53.603	1:28.014	48.742	198.9	33:04.146								
10	1	3:09.115	53.202	1:27.373	48.540	201.5	36:13.261								
11	1	3:07.727	51.795	1:27.231	48.701	198.9	39:20.988								
12	1	3:51.672B	55.214	1:37.876	1:18.582	170.3	43:12.660								

460

Protasov BMW COMPACT E36
 1.Leonid PROTASOV SPORT
 2.Sergii PUSTOVOITENKO

1	1	4:58.655	2:11.120	1:47.853	59.682	127.1	4:58.655
2	1	3:43.558	1:02.643	1:42.776	58.139	147.1	8:42.213
3	1	3:41.113	1:03.511	1:39.145	58.457	156.3	12:23.326
4	1	4:04.881	1:05.294			135.2	16:28.207
5	1	3:42.734	1:02.542	1:43.672	56.520	154.7	20:10.941
6	1	3:43.964	59.322	1:38.559	1:06.083	160.5	23:54.905
7	1	3:53.838	1:09.745	1:43.875	1:00.218	137.1	27:48.743
8	1	4:03.465B	1:04.181	1:43.864	1:15.420	148.4	31:52.208
9	1	7:31.557	4:46.596	1:42.629	1:02.332	126.9	39:23.765
10	1	4:57.458B	1:22.416	1:51.700	1:43.342	123.0	44:21.223

478

AKG Motorsport BMW 235 i
 1.Henri GREVEN SPORT
 2.Milan TEEKENS

1	1	5:16.952	2:55.227	1:32.846	48.879	176.8	5:16.952
2	1	3:06.890	51.618	1:27.458	47.814	209.7	8:23.842
3	1	3:06.068	51.463	1:26.364	48.241	209.3	11:29.910
4	1	3:07.668	51.366	1:28.287	48.015	208.5	14:37.578
5	1	3:06.901	53.167	1:25.986	47.748	193.5	17:44.479
6	1	3:03.909	50.892	1:25.151	47.866	207.3	20:48.388
7	1	3:12.562B	51.401	1:26.611	54.550	208.9	24:00.950
8	1	4:46.548	2:14.713	1:36.140	55.695	157.7	28:47.498
9	1	3:23.264	58.474	1:32.718	52.072	166.2	32:10.762
10	1	3:15.065	53.328	1:31.989	49.748	181.5	35:25.827
11	1	3:15.282	55.155	1:30.030	50.097	194.9	38:41.109
12	1	<u>3:13.502</u>	53.753	1:29.318	50.431	191.8	41:54.611