

SUPERCAR CHALLENGE / GT & PROTO


SPA EURO RACE

Race 1

Sector Analysis

— Invalidated Lap ■ Personal Best ■ Session Best B Crossing the pit lane

Lap	D	Time	Sector 1	Sector 2	Sector 3	T.Spd	Elapsed	Lap	D	Time	Sector 1	Sector 2	Sector 3	T.Spd	Elapsed	
1	DOMEC 1.Patrick ENGELEN							RADICAL SR3 RADICAL SR3								
	1	1	3:04.402	56.353	1:22.209	45.840	177.9	3:04.402	5	1	2:49.967	46.043	1:20.365	43.559	201.5	14:09.705
	2	1	2:56.966	51.500	1:20.137	45.329	191.8	6:01.368	6	1	2:53.379	45.971	1:22.160	45.248	187.5	17:03.084
	3	1	2:54.994	51.298	1:18.232	45.464	201.9	8:56.362	7	1	2:55.535	47.572	1:22.635	45.328	191.5	19:58.619
	4	1	2:55.628	50.947	1:18.235	46.446	192.5	11:51.990	8	1	2:53.404	47.489	1:21.836	44.079	189.8	22:52.023
	5	1	2:57.833	50.873	1:20.863	46.097	200.7	14:49.823	9	1	3:03.463B	47.761	1:22.026	53.676	189.1	25:55.486
	6	1	2:54.841	51.105	1:19.240	44.496	207.7	17:44.664	10	1	4:20.198	2:13.167	1:22.398	44.633	178.8	30:15.684
	7	1	2:48.965	50.768	1:15.487	42.710	209.3	20:33.629	11	1	2:53.345	50.692	1:19.947	42.706	201.9	33:09.029
	8	1	2:49.303	49.424	1:17.201	42.678	211.4	23:22.932	12	1	2:46.704	47.272	1:17.588	41.844	190.5	35:55.733
	9	1	2:46.078	49.565	1:14.514	41.999	208.5	26:09.010	13	1	2:43.252	44.246	1:17.894	41.112	206.1	38:38.985
	10	1	2:51.103B	48.743	1:12.132	50.228	207.7	29:00.113	14	1	2:44.198	44.619	1:17.968	41.611	226.9	41:23.183
	11	1	4:09.930	2:07.678	1:19.474	42.778	200.7	33:10.043	15	1	4:48.483	1:12.341	2:09.127	1:27.015	73.0	46:11.666
	12	1	2:43.050	48.254	1:13.317	41.479	211.4	35:53.093	16	1	4:55.774	1:44.786	2:08.055	1:02.933	75.7	51:07.440
	13	1	2:44.058	47.798	1:14.702	41.558	210.9	38:37.151	17	1	2:41.781	45.019	1:14.957	41.805	205.7	53:49.221
	14	1	2:41.997	47.568	1:13.197	41.232	211.8	41:19.148	18	1	2:39.092	43.609	1:14.765	40.718	209.7	56:28.313
	15	1	4:51.173	1:14.649	2:09.231	1:27.293	72.6	46:10.321	19	1	2:37.022	43.129	1:13.321	40.572	209.3	59:05.335
	16	1	4:57.319	1:44.821	2:08.754	1:03.744	77.9	51:07.640	20	1	2:37.793	43.643	1:13.049	41.101	217.7	1:01:43.128
	17	1	2:43.360	49.212	1:11.526	42.622	208.5	53:51.000	21	1	2:40.054	43.495	1:14.533	42.026	214.7	1:04:23.182
	18	1	2:42.660	48.271	1:12.331	42.058	211.8	56:33.660	19 Revolution Race Cars 1.Ron FLETCHER REVOLUTION 500 EVO REVO							
	19	1	2:38.154	47.309	1:09.694	41.151	211.8	59:11.814	1	1	2:44.157	45.629	1:16.083	42.445	218.2	2:44.157
	20	1	2:36.482	46.631	1:09.020	40.831	213.0	1:01:48.296	2	1	2:42.045	44.797	1:15.104	42.144	199.6	5:26.202
21	1	2:38.297	46.226	1:11.167	40.904	216.9	1:04:26.593	3	1	2:44.507	46.227	1:16.351	41.929	200.7	8:10.709	
3	Radical Motorsport 1.Eddie VAN DAM							RADICAL SR3 RADICAL SR3								
	1	1	3:03.448	56.361	1:21.871	45.216	196.4	3:03.448	4	1	2:43.314	45.918	1:15.254	42.142	210.9	10:54.023
	2	1	2:56.630	49.960	1:21.206	45.464	198.2	6:00.078	5	1	2:45.134	46.612	1:16.424	42.098	198.5	13:39.157
	3	1	2:56.069	50.044	1:20.589	45.436	206.1	8:56.147	6	1	2:43.804	45.103	1:15.966	42.735	216.4	16:22.961
	4	1	2:51.644	49.107	1:18.058	44.479	211.8	11:47.791	7	1	2:44.082	45.457	1:15.645	42.980	205.7	19:07.043
	5	1	2:51.371	49.191	1:17.144	45.036	210.1	14:39.162	8	1	2:45.131	47.325	1:16.115	41.691	202.2	21:52.174
	6	1	2:53.999	48.979	1:20.935	44.085	209.3	17:33.161	9	1	2:46.349	46.528	1:15.964	43.857	205.7	24:38.523
	7	1	2:51.083	49.332	1:18.050	43.701	211.8	20:24.244	10	1	2:51.873B	45.891	1:16.603	49.379	197.4	27:30.396
	8	1	2:51.394	48.769	1:18.518	44.107	210.9	23:15.638	11	1	5:39.099	3:36.428	1:20.059	42.612	176.2	33:09.495
	9	1	2:55.817B	48.294	1:16.156	51.367	209.7	26:11.455	12	1	2:38.051	45.635	1:12.790	39.626	197.1	35:47.546
	10	1	4:50.655	2:50.854	1:16.792	43.009	203.0	31:02.110	13	1	2:35.632	44.306	1:09.794	41.532	211.8	38:23.178
	11	1	2:46.138	48.544	1:14.911	42.683	204.9	33:48.248	14	1	2:32.214	44.122	1:08.640	39.452	229.3	40:55.392
	12	1	2:41.913	47.684	1:12.427	41.802	211.4	36:30.161	15	1	4:15.990	43.367	2:06.042	1:26.581	208.1	45:11.382
	13	1	2:42.507	47.766	1:12.805	41.936	210.1	39:12.668	16	1	5:19.547	1:42.414	2:10.308	1:26.825	78.0	50:30.929
	14	1	2:54.897B	47.483	1:15.979	51.435	211.8	42:07.565	17	1	2:37.359	47.823	1:10.934	38.602	218.2	53:08.288
	15	1	7:08.285	3:33.401	2:08.165	1:26.719	76.0	49:15.850	18	1	2:30.578	42.511	1:08.618	39.449	217.7	55:38.866
	16	1	3:32.534	1:33.628	1:17.209	41.697	151.5	52:48.384	19	1	2:32.175	43.116	1:10.551	38.508	225.5	58:11.041
	17	1	2:38.704	47.110	1:10.977	40.617	208.1	55:27.088	20	1	2:32.278	42.702	1:10.285	39.291	205.3	1:00:43.319
	18	1	2:37.194	46.061	1:10.983	40.150	218.2	58:04.282	21	1	2:31.863	42.702	1:09.834	39.327	222.2	1:03:15.182
	19	1	2:36.693	45.982	1:09.499	41.212	218.2	1:00:40.975	90 Revolution Race Cars 1.James ABBOTT 2.Nigel REDWOOD REVOLUTION 427 REVO							
	20	1	2:40.918	46.003	1:13.132	41.783	220.0	1:03:21.893	1	1	2:47.987	47.742	1:16.570	43.675	204.9	2:47.987
11	DOMEC 1.Nagy KABAZ							RADICAL RXC RADICAL SR3								
	1	1	2:56.594	51.425	1:22.478	42.691	189.8	2:56.594	2	1	2:44.642	46.389	1:15.816	42.437	211.4	5:32.629
	2	1	2:46.743	45.283	1:18.166	43.294	219.1	5:43.337	3	1	2:43.913	45.948	1:15.637	42.328	215.1	8:16.542
	3	1	2:46.140	45.059	1:18.241	42.840	206.5	8:29.477	4	1	2:44.045	45.637	1:15.598	42.810	218.6	11:00.587
	4	1	2:50.261	46.835	1:19.944	43.482	192.9	11:19.738	5	1	2:45.351	46.065	1:16.583	42.703	221.8	13:45.938
5	1	2:45.522	46.320	1:15.919	43.283	219.5	30:15.839	6	1	2:44.481	46.089	1:15.488	42.904	214.3	16:30.419	
6	1	2:45.214	46.479	1:15.771	42.964	206.5	19:15.633	7	1	2:45.214	46.479	1:15.771	42.964	206.5	19:15.633	
7	1	2:45.776	48.063	1:15.286	42.427	217.3	22:01.409	8	1	2:45.776	48.063	1:15.286	42.427	217.3	22:01.409	
8	1	2:44.318	46.632	1:15.062	42.624	211.8	24:45.727	9	1	2:44.318	46.632	1:15.062	42.624	211.8	24:45.727	
9	1	2:44.590	45.881	1:16.329	42.380	223.6	27:30.317	10	1	2:44.590	45.881	1:16.329	42.380	223.6	27:30.317	
10	1	2:44.522	46.320	1:15.919	43.283	219.5	30:15.839	11	1	2:45.522	46.320	1:15.919	43.283	219.5	30:15.839	



SUPERCAR CHALLENGE / GT & PROTO

SPA EURO RACE

Race 1

Sector Analysis

— Invalidated Lap ■ Personal Best ■ Session Best B Crossing the pit lane

Lap	D	Time	Sector 1	Sector 2	Sector 3	T.Spd	Elapsed	Lap	D	Time	Sector 1	Sector 2	Sector 3	T.Spd	Elapsed
12	1	2:53.164	B 46.611	1:15.473	51.080	215.1	33:09.003	18	1	3:01.052	B 1:08.053	1:08.658	44.341	242.2	52:49.659
13	1	5:13.041	3:15.244	1:13.335	44.462	225.0	38:22.044	19	1	2:38.840	55.509	1:06.258	37.073	245.5	55:28.499
14	1	2:34.493	45.600	1:09.380	39.513	212.6	40:56.537	20	1	2:22.953	41.454	1:05.243	36.256	256.5	57:51.452
15	1	4:19.314	47.308	2:05.819	1:26.187	141.2	45:15.851	21	1	2:23.094	40.972	1:04.966	37.156	257.1	1:00:14.546
16	1	5:16.622	1:41.850	2:08.809	1:25.963	77.1	50:32.473	22	1	2:22.391	40.655	1:05.257	36.479	259.0	1:02:36.937
17	1	2:36.229	48.791	1:08.736	38.702	239.5	53:08.702								
18	1	2:31.595	43.030	1:08.688	39.877	244.3	55:40.297								
19	1	2:47.348	43.940	1:09.499	53.909	233.3	58:27.645								
20	1	2:29.294	43.068	1:07.979	38.247	241.1	1:00:56.939								
21	1	2:29.868	42.423	1:08.577	38.868	245.5	1:03:26.807								

105 Koopman Racing BMW M6 GT3
 1.Mex JANSEN GT
 2.Jordin POLAND

1	1	2:42.938	45.344	1:15.820	41.774	235.8	2:42.938
2	1	2:41.907	44.352	1:15.873	41.682	247.1	5:24.845
3	1	2:40.317	43.747	1:15.011	41.559	252.9	8:05.162
4	1	2:41.329	44.245	1:15.280	41.804	253.5	10:46.491
5	1	2:40.646	43.890	1:15.865	40.891	244.3	13:27.137
6	1	2:43.728	44.236	1:17.365	42.127	238.9	16:10.865
7	1	2:40.620	44.086	1:15.661	40.873	225.5	18:51.485
8	1	2:41.329	44.058	1:15.551	41.720	240.0	21:32.814
9	1	2:40.529	44.015	1:15.433	41.081	240.5	24:13.343
10	1	2:45.608	B 44.086	1:14.655	46.867	232.3	26:58.951
11	1	4:14.948	2:29.294	1:08.516	37.138	243.2	31:13.899
12	1	2:24.700	41.267	1:06.877	36.556	266.0	33:38.599
13	1	2:22.657	40.807	1:05.441	36.409	264.1	36:01.256
14	1	2:25.658	40.578	1:07.320	37.760	257.1	38:26.914
15	1	2:28.354	44.039	1:06.345	37.970	248.8	40:55.268
16	1	4:14.968	41.507	2:07.343	1:26.118	144.8	45:10.236
17	1	5:17.606	1:42.422	2:09.366	1:25.818	78.9	50:27.842
18	1	2:30.254	46.967	1:06.560	36.727	256.5	52:58.096
19	1	2:21.889	39.899	1:05.136	36.854	268.0	55:19.985
20	1	2:22.230	40.017	1:05.405	36.808	268.0	57:42.215
21	1	2:22.103	39.741	1:06.031	36.331	268.0	1:00:04.318
22	1	2:22.959	39.798	1:06.817	36.344	268.7	1:02:27.277

111 VR Motorsport PRAGA R1
 1.Jack FABBY GT
 2.Shane KELLY

1	1	2:46.602	48.087	1:16.489	42.026	206.9	2:46.602
2	1	2:41.539	46.235	1:13.853	41.451	206.9	5:28.141
3	1	2:40.393	45.442	1:14.446	40.505	208.9	8:08.534
4	1	2:38.468	45.062	1:12.398	41.008	207.7	10:47.002
5	1	2:38.144	44.735	1:12.894	40.515	215.1	13:25.146
6	1	2:35.769	44.609	1:10.615	40.545	212.6	16:00.915
7	1	2:38.327	45.235	1:12.592	40.500	212.2	18:39.242
8	1	2:41.596	46.389	1:13.504	41.703	224.1	21:20.838
9	1	2:49.973	B 45.742	1:13.969	50.262	212.6	24:10.811
10	1	4:03.038	2:15.702	1:09.022	38.314	223.1	28:13.849
11	1	2:28.078	43.445	1:06.129	38.504	247.1	30:41.927
12	1	2:27.353	43.025	1:05.459	38.869	250.6	33:09.280
13	1	2:25.033	42.998	1:05.390	36.645	251.7	35:34.313
14	1	2:25.444	43.139	1:05.558	36.747	251.7	37:59.757
15	1	2:24.545	41.856	1:05.294	37.395	254.1	40:24.302
16	1	3:57.968	41.306	1:47.879	1:28.783	257.1	44:22.270
17	1	5:26.337	1:44.384	2:12.368	1:29.585	75.1	49:48.607

149 Koopman Racing BMW M4 GT3
 1.Cees WIJSMAN GT


1	1	2:50.486	48.915	1:18.674	42.897	215.1	2:50.486
2	1	2:45.268	45.326	1:16.976	42.966	200.4	5:35.754
3	1	2:45.486	45.094	1:17.892	42.500	230.3	8:21.240
4	1	2:46.111	45.053	1:18.069	42.989	222.7	11:07.351
5	1	2:46.768	45.739	1:18.402	42.627	197.1	13:54.119
6	1	2:45.000	45.225	1:17.362	42.413	218.6	16:39.119
7	1	2:46.848	45.349	1:18.234	43.265	214.3	19:25.967
8	1	2:50.061	47.703	1:19.131	43.227	215.1	22:16.028
9	1	2:47.815	45.641	1:18.965	43.209	209.7	25:03.843
10	1	2:48.788	45.919	1:19.536	43.333	214.3	27:52.631
11	1	2:57.608	B 46.253	1:19.278	52.077	216.4	30:50.239
12	1	4:30.765	2:28.045	1:19.666	43.054	195.3	35:21.004
13	1	2:51.578	B 44.533	1:13.523	53.522	239.5	38:12.582

150 Koopman Racing BMW M6 GT3
 1.Ivar MOENS GT

1	1	2:58.795	51.003	1:22.656	45.136	185.9	2:58.795
2	1	2:57.136	47.952	1:24.140	45.044	206.9	5:55.931
3	1	2:53.661	46.313	1:22.976	44.372	214.3	8:49.592
4	1	2:54.267	46.391	1:22.755	45.121	220.9	11:43.859
5	1	2:54.549	46.841	1:22.553	45.155	215.1	14:38.408
6	1	3:08.815	B 47.808	1:25.132	55.875	223.6	17:47.223
7	1	4:41.115	2:28.402	1:26.390	46.323	192.5	22:28.338
8	1	2:54.473	48.607	1:21.840	44.026	202.6	25:22.811
9	1	2:51.493	47.225	1:20.166	44.102	225.5	28:14.304
10	1	3:01.019	B 47.064	1:21.264	52.691	226.4	31:15.323
11	1	4:16.895	2:13.495	1:20.780	42.620	218.6	35:32.218
12	1	2:50.813	45.831	1:19.432	45.550	222.2	38:23.031
13	1	2:48.355	48.310	1:17.516	42.529	223.1	41:11.386
14	1	4:56.965	1:14.912	2:12.585	1:29.468	79.5	46:08.351
15	1	4:55.440	1:43.714	2:09.685	1:02.041	79.3	51:03.791
16	1	2:47.565	44.812	1:18.244	44.509	221.3	53:51.356
17	1	2:48.150	46.891	1:18.088	43.171	236.8	56:39.506
18	1	2:48.479	45.472	1:18.885	44.122	230.8	59:27.985
19	1	2:46.611	45.605	1:18.260	42.746	236.8	1:02:14.596
20	1	2:48.769	44.740	1:18.637	45.392	248.8	1:05:03.365

201 DWS Racing by FMA CUPRA TCR
 1.Laurens DE WIT SUPERSPORT
 2.Fabian SCHOONHOVEN

1	1	2:54.001	50.578	1:19.021	44.402	207.3	2:54.001
2	1	2:50.221	48.529	1:17.810	43.882	212.2	5:44.222
3	1	2:46.966	48.816	1:14.782	43.368	223.1	8:31.188
4	1	2:48.913	48.815	1:16.490	43.608	220.9	11:20.101
5	1	2:46.905	48.753	1:14.863	43.289	222.7	14:07.006
6	1	2:45.796	48.155	1:14.989	42.652	224.5	16:52.802
7	1	2:43.294	47.562	1:13.582	42.150	225.5	19:36.096



SUPERCAR CHALLENGE / GT & PROTO


SPA EURO RACE

Race 1

Sector Analysis

— Invalidated Lap ■ Personal Best ■ Session Best ■ Crossing the pit lane

Lap	D	Time	Sector 1	Sector 2	Sector 3	T.Spd	Elapsed	Lap	D	Time	Sector 1	Sector 2	Sector 3	T.Spd	Elapsed
<div style="display: flex; justify-content: space-between;"> <div style="border: 1px solid black; padding: 2px;">207</div> <div> Emergo Racing pb JWR 1. Priscilla SPEELMAN 2. Steven TEIRLINCK </div> <div style="text-align: right;"> VW GOLF GTI TCR INT. SUPERSPORT </div> </div>															
8	1	2:44.876	47.321	1:14.910	42.645	226.4	22:20.972	16	1	3:36.680	1:37.833	1:16.428	42.419	163.1	52:37.510
9	1	2:50.514	47.365	1:13.945	49.204	228.3	25:11.486	17	1	2:44.590	47.216	1:15.176	42.198	212.6	55:22.100
10	1	4:31.227	2:33.188	1:15.234	42.805	225.5	29:42.713	18	1	2:44.540	46.430	1:16.201	41.909	211.4	58:06.640
11	1	2:43.395	47.979	1:12.920	42.496	226.4	32:26.108	19	1	2:44.943	46.611	1:16.253	42.079	199.3	1:00:51.583
12	1	2:41.273	47.718	1:12.287	41.268	228.3	35:07.381	20	1	2:43.062	45.971	1:14.961	42.130	206.1	1:03:34.645
13	1	2:41.031	47.437	1:12.332	41.262	228.3	37:48.412	<div style="display: flex; justify-content: space-between;"> <div style="border: 1px solid black; padding: 2px;">225</div> <div> Team VDB 1. Yardy HOOGERF </div> <div style="text-align: right;"> CUPRA TCR SUPERSPORT </div> </div>							
14	1	2:38.958	46.668	1:11.574	40.716	229.3	40:27.370	1	1	3:25.520	1:12.924	1:24.839	47.757	169.3	3:25.520
15	1	4:06.852	46.660	1:54.942	1:25.250	230.8	44:34.222	2	1	2:59.214	51.344	1:21.574	46.296	186.9	6:24.734
16	1	5:23.914	1:40.433	2:14.430	1:29.051	81.3	49:58.136	3	1	2:53.788	49.742	1:19.309	44.737	194.2	9:18.522
17	1	3:00.330	1:04.687	1:13.465	42.178	227.4	52:58.466	4	1	2:49.400	49.251	1:16.604	43.545	194.2	12:07.922
18	1	2:40.741	46.256	1:12.329	42.156	230.3	55:39.207	5	1	2:47.792	48.409	1:16.027	43.356	203.0	14:55.714
19	1	2:42.415	45.969	1:15.521	40.925	234.3	58:21.622	6	1	2:49.226	48.608	1:16.841	43.777	200.0	17:44.940
20	1	2:39.500	45.802	1:13.147	40.551	230.8	1:01:01.122	7	1	2:45.716	47.837	1:14.815	43.064	190.1	20:30.656
21	1	2:38.068	45.576	1:11.942	40.550	232.3	1:03:39.190	8	1	3:04.209	47.790	1:20.347	56.072	212.2	23:34.865
<div style="display: flex; justify-content: space-between;"> <div style="border: 1px solid black; padding: 2px;">202</div> <div> Emergo Racing pb JWR 1. Priscilla SPEELMAN 2. Steven TEIRLINCK </div> <div style="text-align: right;"> VW GOLF GTI TCR INT. SUPERSPORT </div> </div>															
1	1	3:02.510	54.037	1:22.166	46.307	202.6	3:02.510	<div style="display: flex; justify-content: space-between;"> <div style="border: 1px solid black; padding: 2px;">226</div> <div> AKG Motorsport 1. Valentijn GREVEN 2. Max TUBBEN </div> <div style="text-align: right;"> BMW M4 GT4 SUPERSPORT </div> </div>							
2	1	2:57.190	50.485	1:21.237	45.468	183.1	5:59.700	1	1	2:54.997	49.325	1:20.911	44.761	217.3	2:54.997
3	1	2:56.465	50.072	1:20.525	45.868	203.0	8:56.165	2	1	2:54.423	49.509	1:19.778	45.136	226.4	5:49.420
4	1	2:54.640	49.486	1:19.509	45.645	201.5	11:50.805	3	1	2:54.297	49.080	1:19.723	45.494	226.4	8:43.717
5	1	2:52.662	49.057	1:18.998	44.607	207.7	14:43.467	4	1	2:53.602	48.686	1:19.736	45.180	226.4	11:37.319
6	1	2:55.193	49.237	1:19.138	46.818	192.9	17:38.660	5	1	2:54.480	48.901	1:20.576	45.003	220.4	14:31.799
7	1	2:52.095	48.867	1:18.692	44.536	210.1	20:30.755	6	1	2:54.553	48.866	1:20.265	45.422	217.7	17:26.352
8	1	2:54.602	49.822	1:19.832	44.948	194.9	23:25.357	7	1	2:54.279	48.626	1:20.365	45.288	221.8	20:20.631
9	1	3:00.339	49.095	1:18.896	52.348	199.6	26:25.696	8	1	2:56.871	49.293	1:22.073	45.505	200.0	23:17.502
10	1	5:07.682	3:04.641	1:19.985	43.056	200.0	31:33.378	9	1	2:55.271	49.079	1:21.171	45.021	213.0	26:12.773
11	1	2:45.998	47.860	1:16.527	41.611	194.6	34:19.376	10	1	2:54.265	48.765	1:19.996	45.504	219.1	29:07.038
12	1	2:41.299	46.769	1:13.292	41.238	225.0	37:00.675	11	1	3:00.355	49.046	1:19.129	52.180	223.1	32:07.393
13	1	2:40.528	46.699	1:12.711	41.118	227.4	39:41.203	12	1	5:21.378	3:26.540	1:14.172	40.666	202.6	37:28.771
14	1	3:27.955	46.382	1:16.687	1:24.886	226.4	43:09.158	13	1	2:38.410	45.336	1:11.874	41.200	223.6	40:07.181
15	1	5:12.037	1:39.697	2:07.267	1:25.073	80.7	48:21.195	14	1	3:35.890	44.982	1:23.840	1:27.068	239.5	43:43.071
16	1	3:47.019	1:38.374	1:27.297	41.348	82.0	52:08.214	15	1	5:19.286	1:43.045	2:09.732	1:26.509	77.9	49:02.357
17	1	2:39.886	45.648	1:13.180	41.058	228.8	54:48.100	16	1	3:30.943	1:37.196	1:12.998	40.749	171.4	52:33.300
18	1	2:39.018	45.897	1:11.918	41.203	227.4	57:27.118	17	1	2:36.085	44.635	1:11.289	40.161	239.5	55:09.385
19	1	2:41.086	45.658	1:13.822	41.606	228.8	1:00:08.204	18	1	2:35.599	44.244	1:11.286	40.069	241.1	57:44.984
20	1	2:40.544	45.431	1:12.582	42.531	228.8	1:02:48.748	19	1	2:35.072	44.153	1:10.999	39.920	242.2	1:00:20.056
<div style="display: flex; justify-content: space-between;"> <div style="border: 1px solid black; padding: 2px;">224</div> <div> Koopman Racing 1. Gilles VAN HOUTUM </div> <div style="text-align: right;"> BMW M3 E46 GT SUPERSPORT </div> </div>															
1	1	3:08.618	59.047	1:24.371	45.200	173.4	3:08.618	<div style="display: flex; justify-content: space-between;"> <div style="border: 1px solid black; padding: 2px;">232</div> <div> Koopman Racing 1. Maik BROERSEN </div> <div style="text-align: right;"> BMW M4 SUPERSPORT </div> </div>							
2	1	2:55.724	49.845	1:20.673	45.206	180.9	6:04.342	1	1	3:02.861	54.317	1:22.800	45.744	191.8	3:02.861
3	1	2:55.409	49.160	1:21.239	45.010	188.8	8:59.751	2	1	2:55.606	48.394	1:22.308	44.904	196.4	5:58.467
4	1	2:54.817	49.699	1:20.317	44.801	182.4	11:54.568	3	1	2:54.293	48.360	1:20.574	45.359	213.0	8:52.760
5	1	2:55.011	48.813	1:20.691	45.507	185.9	14:49.579	4	1	2:58.677	48.357	1:23.741	46.579	201.9	11:51.437
6	1	2:54.868	48.863	1:21.458	44.547	199.6	17:44.447	5	1	2:57.035	49.825	1:21.666	45.544	215.6	14:48.472
7	1	2:53.922	48.237	1:20.945	44.740	181.2	20:38.369	6	1	3:07.180	49.049	1:24.877	53.254	192.5	17:55.652
8	1	2:52.353	48.592	1:19.918	43.843	203.0	23:30.722	7	1	3:18.500	1:10.992	1:22.175	45.333	203.8	21:14.152
9	1	2:52.200	48.566	1:19.459	44.175	200.0	26:22.922	8	1	2:59.191	48.586	1:24.148	46.457	206.1	24:13.343
10	1	2:59.659	48.795	1:19.589	51.275	206.5	29:22.581	9	1	3:07.587	49.810	1:24.994	52.783	208.9	27:20.930
11	1	5:03.479	2:58.056	1:21.842	43.581	194.6	34:26.060	10	1	4:38.948	2:35.115	1:19.315	44.518	191.8	31:59.878
12	1	2:47.939	48.353	1:17.488	42.098	204.9	37:13.999	11	1	2:44.346	46.986	1:15.699	41.661	219.5	34:44.224
13	1	2:46.157	47.292	1:16.160	42.705	201.9	40:00.156	12	1	2:41.489	45.234	1:14.928	41.327	229.8	37:25.713
14	1	3:40.498	46.791	1:26.095	1:27.612	213.9	43:40.654								
15	1	5:20.176	1:43.178	2:10.694	1:26.304	78.1	49:00.830								



SUPERCAR CHALLENGE / GT & PROTO


SPA EURO RACE

Race 1

Sector Analysis

— Invalidated Lap ■ Personal Best ■ Session Best B Crossing the pit lane

Lap	D	Time	Sector 1	Sector 2	Sector 3	T.Spd	Elapsed	Lap	D	Time	Sector 1	Sector 2	Sector 3	T.Spd	Elapsed
401 Spirit Racing Team 1.Rob NIEMAN								RENAULT CLIO EVO SPORT							
13	1	2:42.009	45.523	1:14.504	41.982	208.9	40:07.722	1	1	3:10.663	56.976	1:25.954	47.733	173.4	3:10.663
14	1	3:37.225	44.875	1:24.850	1:27.500	225.0	43:44.947	2	1	3:04.846	51.456	1:25.345	48.045	180.6	6:15.509
15	1	5:18.861	1:41.993	2:09.884	1:26.984	82.8	49:03.808	3	1	3:05.340	52.054	1:24.945	48.341	193.2	9:20.849
16	1	3:34.460	1:35.849	1:16.739	41.872	176.5	52:38.268	4	1	3:03.010	51.325	1:24.373	47.312	192.5	12:23.859
17	1	2:41.408	45.073	1:14.885	41.450	227.4	55:19.676	5	1	3:02.026	51.099	1:23.916	47.011	193.2	15:25.885
18	1	2:40.151	44.612	1:14.324	41.215	229.3	57:59.827	6	1	3:02.809	51.149	1:23.728	47.932	198.2	18:28.694
19	1	2:40.813	44.413	1:14.905	41.495	233.8	1:00:40.640	7	1	3:01.471	51.701	1:22.475	47.295	197.8	21:30.165
20	1	2:40.912	44.304	1:15.010	41.598	225.5	1:03:21.552	8	1	3:01.930	51.116	1:22.732	48.082	191.2	24:32.095
251 Koopman Racing 1.Martijn WIJSMAN								BMW M4 GT4 SUPERSPORT							
1	1	3:04.851	56.699	1:23.309	44.843	180.3	3:04.851	9	1	3:08.643B	51.582	1:23.541	53.520	192.5	27:40.738
2	1	2:55.820	49.397	1:21.539	44.884	172.5	6:00.671	10	1	4:45.196	2:36.003	1:22.816	46.377	183.1	32:25.934
3	1	2:57.010	49.042	1:19.678	48.290	206.9	8:57.681	11	1	2:57.899	51.033	1:21.582	45.284	203.8	35:23.833
4	1	2:54.737	49.082	1:20.561	45.094	202.2	11:52.418	12	1	2:57.371	50.375	1:21.187	45.809	203.0	38:21.204
5	1	2:56.528	49.713	1:21.326	45.489	193.9	14:48.946	13	1	2:54.733	50.750	1:19.198	44.785	202.2	41:15.937
6	1	2:53.505	48.285	1:20.824	44.396	201.9	17:42.451	14	1	4:53.552	1:13.929	2:10.162	1:29.461	78.3	46:09.489
7	1	2:57.828	48.131	1:22.906	46.791	195.3	20:40.279	15	1	4:57.598	1:43.854	2:09.583	1:04.161	77.8	51:07.087
8	1	2:58.806	49.624	1:22.758	46.424	189.5	23:39.085	16	1	2:54.890	50.388	1:19.001	45.501	193.2	54:01.977
9	1	3:02.287	49.838	1:24.988	47.461	181.5	26:41.372	17	1	2:54.386	49.694	1:19.504	45.188	194.9	56:56.363
10	1	3:07.141B	49.443	1:23.691	54.007	188.5	29:48.513	18	1	2:55.622	49.904	1:20.315	45.403	192.5	59:51.985
11	1	4:47.726	2:43.459	1:21.588	42.679	162.9	34:36.239	19	1	2:57.524	49.768	1:20.931	46.825	187.5	1:02:49.509
12	1	2:47.676	48.257	1:17.309	42.110	192.2	37:23.915								
13	1	2:47.450	47.568	1:17.696	42.186	180.9	40:11.365								
14	1	3:58.018	46.184	1:41.106	1:30.728	205.7	44:09.383								
15	1	5:30.604	1:45.487	2:14.774	1:30.343	74.6	49:39.987								
16	1	3:18.354	1:16.099	1:18.775	43.480	197.4	52:58.341								
17	1	2:49.792	48.251	1:18.742	42.799	194.2	55:48.133								
18	1	2:48.027	46.727	1:18.298	43.002	201.1	58:36.160								
19	1	2:45.360	46.718	1:16.620	42.022	201.5	1:01:21.520								
20	1	2:44.828	46.033	1:16.590	42.205	195.7	1:04:06.348								
273 Blueberry Racing 1.Berry VAN ELK								BMW M2 SUPERSPORT							
1	1	3:11.191	1:00.256	1:23.406	47.529	167.7	3:11.191								
2	1	2:54.740	50.512	1:19.085	45.143	191.2	6:05.931								
3	1	2:51.969	48.944	1:17.647	45.378	204.5	8:57.900								
4	1	2:53.640	49.507	1:18.463	45.670	179.1	11:51.540								
5	1	2:47.571	48.535	1:16.234	42.802	204.9	14:39.111								
6	1	2:47.000	47.672	1:15.870	43.458	213.4	17:26.111								
7	1	2:42.980	47.411	1:13.927	41.642	225.5	20:09.091								
8	1	2:44.273	48.263	1:14.000	42.010	236.8	22:53.364								
9	1	2:47.277	47.319	1:18.238	41.720	208.1	25:40.641								
10	1	2:42.625	47.109	1:13.712	41.804	235.3	28:23.266								
11	1	2:43.293	46.950	1:13.301	43.042	237.4	31:06.559								
12	1	2:49.723B	46.852	1:14.111	48.760	239.5	33:56.282								
13	1	4:27.213	2:28.299	1:14.796	44.118	207.3	38:23.495								
14	1	2:43.090	47.588	1:14.200	41.302	221.3	41:06.585								
15	1	4:20.572	56.040	2:01.634	1:22.898	84.7	45:27.157								
16	1	5:15.228	1:40.875	2:09.492	1:24.861	84.0	50:42.385								
17	1	2:42.272	46.536	1:14.181	41.555	232.3	53:24.657								
18	1	2:41.819	45.123	1:13.404	43.292	243.8	56:06.476								
19	1	2:40.729	45.609	1:13.544	41.576	241.6	58:47.205								
20	1	2:40.885	45.619	1:13.633	41.633	239.5	1:01:28.090								
21	1	2:41.280	44.886	1:14.104	42.290	232.8	1:04:09.370								
416 Koopman Racing 1.Dio POLAND								BMW M3 E46 SPORT							
1	1	3:16.864	1:01.439	1:26.412	49.013	165.6	3:16.864								
2	1	3:08.533	52.620	1:26.422	49.491	202.2	6:25.397								
3	1	3:06.163	52.072	1:24.806	49.285	196.0	9:31.560								
4	1	3:02.376	52.022	1:22.914	47.440	200.0	12:33.936								
5	1	3:03.414	51.635	1:23.538	48.241	191.5	15:37.350								
6	1	3:00.388	51.655	1:21.893	46.840	201.9	18:37.738								



SUPERCAR CHALLENGE / GT & PROTO

SPA EURO RACE

Race 1

Sector Analysis

— Invalidated Lap ■ Personal Best ■ Session Best B Crossing the pit lane

Lap	D	Time	Sector 1	Sector 2	Sector 3	T.Spd	Elapsed	Lap	D	Time	Sector 1	Sector 2	Sector 3	T.Spd	Elapsed
7	1	3:00.715	52.567	1:21.864	46.284	191.5	21:38.453	18	1	2:59.785	50.302	1:22.970	46.513	196.7	1:00:15.786
8	1	2:59.478	51.692	1:21.081	46.705	203.0	24:37.931	19	1	2:56.151	49.343	1:20.422	46.386	207.3	1:03:11.937
9	1	3:01.315	51.966	1:22.085	47.264	197.1	27:39.246	460 Protasov BMW COMPACT E36 SPORT 1.Leonid PROTASOV 2.Sergii PUSTOVOITENKO							
10	1	2:59.563	51.427	1:20.992	47.144	201.5	30:38.809	1	1	3:36.656	1:07.002	1:36.223	53.431	165.1	3:36.656
11	1	3:10.409	52.226	1:22.937	55.246	195.7	33:49.218	2	1	3:26.395	58.609	1:33.823	53.963	176.5	7:03.051
12	1	5:13.809	3:03.372	1:24.408	46.029	180.9	39:03.027	3	1	3:23.257	57.821	1:32.653	52.783	172.0	10:26.308
13	1	3:10.614	51.441	1:22.333	56.840	198.5	42:13.641	4	1	3:27.321	58.235	1:34.772	54.314	162.9	13:53.629
14	1	5:33.613	1:45.920	2:16.078	1:31.615	79.8	47:47.254	5	1	3:24.751	58.039	1:33.931	52.781	171.7	17:18.380
15	1	4:13.313	1:42.401	1:45.043	45.869	80.3	52:00.567	6	1	3:29.419	58.340	1:34.571	56.508	170.1	20:47.799
16	1	2:55.595	50.274	1:19.965	45.356	199.6	54:56.162	7	1	4:19.711	57.734	1:44.485	1:37.492	166.4	25:07.510
17	1	2:54.332	50.042	1:19.516	44.774	205.7	57:50.494								
18	1	2:54.763	49.688	1:19.695	45.380	211.4	1:00:45.257								
19	1	2:53.355	49.438	1:19.461	44.456	212.2	1:03:38.612								

428		Koopman Racing		BMW M3 GTR			
		1.Jos HARPER		SPORT			
1	1	3:16.530	1:01.125	1:26.187	49.218	173.4	3:16.530
2	1	3:07.942	51.866	1:27.130	48.946	203.8	6:24.472
3	1	3:07.003	51.918	1:26.141	48.944	204.5	9:31.475
4	1	3:01.923	51.447	1:23.024	47.452	208.9	12:33.398
5	1	3:03.151	51.393	1:23.925	47.833	208.9	15:36.549
6	1	3:01.951	51.243	1:22.753	47.955	208.1	18:38.500
7	1	3:00.565	52.052	1:22.261	46.252	200.0	21:39.065
8	1	3:00.322	51.290	1:21.589	47.443	199.3	24:39.387
9	1	2:59.528	50.613	1:21.665	47.250	213.4	27:38.915
10	1	3:06.141	50.805	1:21.602	53.734	199.6	30:45.056
11	1	5:56.523	3:48.682	1:22.469	45.372	196.4	36:41.579
12	1	2:53.891	49.868	1:19.318	44.705	206.1	39:35.470
13	1	3:46.401	49.932	1:27.584	1:28.885	208.5	43:21.871
14	1	5:17.164	1:40.828	2:08.139	1:28.197	78.0	48:39.035
15	1	3:52.190	1:41.154	1:25.798	45.238	83.3	52:31.225
16	1	2:55.239	49.740	1:20.347	45.152	210.1	55:26.464
17	1	2:55.122	50.260	1:19.770	45.092	212.6	58:21.586
18	1	2:53.758	49.284	1:19.230	45.244	206.9	1:01:15.344
19	1	2:55.338	49.390	1:18.970	46.978	208.1	1:04:10.682

432		Koopman Racing		BMW M2 40			
		1.Emile DRUMMEN		SPORT			
		2.Tom DRUMMEN					
1	1	3:06.929	57.317	1:23.189	46.423	174.8	3:06.929
2	1	2:59.712	50.929	1:20.992	47.791	208.1	6:06.641
3	1	3:00.102	51.756	1:20.744	47.602	214.7	9:06.743
4	1	2:59.202	50.755	1:20.911	47.536	209.7	12:05.945
5	1	2:58.630	51.102	1:20.614	46.914	202.2	15:04.575
6	1	2:57.831	51.422	1:20.417	45.992	207.3	18:02.406
7	1	2:59.780	51.749	1:20.760	47.271	210.1	21:02.186
8	1	2:58.392	51.322	1:20.860	46.210	206.5	24:00.578
9	1	3:00.245	51.644	1:21.969	46.632	210.9	27:00.823
10	1	2:59.502	51.950	1:21.199	46.353	207.7	30:00.325
11	1	3:07.451	52.106	1:21.501	53.844	210.5	33:07.776
12	1	5:19.963	3:04.601	1:26.760	48.602	175.3	38:27.739
13	1	3:00.915	50.773	1:22.375	47.767	189.8	41:28.654
14	1	4:53.344	1:20.341	2:03.762	1:29.241	89.3	46:21.998
15	1	4:53.780	1:42.432	2:09.569	1:01.779	74.9	51:15.778
16	1	3:01.214	50.640	1:22.191	48.383	198.5	54:16.992
17	1	2:59.009	50.719	1:21.262	47.028	190.1	57:16.001

478		AKG Motorsport		BMW 235 i			
		1.Henri GREVEN		SPORT			
		2.Milan TEEKENS					
1	1	3:19.238	1:00.659	1:28.557	50.022	164.4	3:19.238
2	1	3:12.188	54.365	1:27.748	50.075	189.8	6:31.426
3	1	3:10.200	54.289	1:25.751	50.160	199.6	9:41.626
4	1	3:08.561	53.488	1:25.809	49.264	188.5	12:50.187
5	1	3:09.256	54.634	1:25.255	49.367	195.3	15:59.443
6	1	3:12.424	54.179	1:26.051	52.194	187.5	19:11.867
7	1	3:11.875	54.227	1:26.916	50.732	176.5	22:23.742
8	1	3:18.665	53.811	1:27.007	57.847	178.8	25:42.407
9	1	6:30.142	4:24.657	1:20.512	44.973	179.4	32:12.549
10	1	2:52.285	52.374	1:16.088	43.823	201.5	35:04.834
11	1	2:52.261	50.990	1:17.305	43.966	206.5	37:57.095
12	1	2:48.978	49.910	1:15.171	43.897	207.3	40:46.073
13	1	4:23.048	50.660	2:05.787	1:26.601	157.0	45:09.121
14	1	5:12.834	1:38.370	2:11.029	1:23.435	83.7	50:21.955
15	1	2:55.846	55.623	1:16.731	43.492	207.3	53:17.801
16	1	2:49.878	49.701	1:14.835	45.342	207.7	56:07.679
17	1	2:48.282	49.404	1:15.242	43.636	208.9	58:55.961
18	1	2:48.221	49.284	1:14.933	44.004	208.5	1:01:44.182
19	1	2:50.103	49.101	1:16.324	44.678	209.3	1:04:34.285