

SUPERCAR CHALLENGE / GT & PROTOT


SPA EURO RACE

Race 2

Sector Analysis

— Invalidated Lap ■ Personal Best ■ Session Best B Crossing the pit lane

Lap	D	Time	Sector 1	Sector 2	Sector 3	T.Spd	Elapsed	Lap	D	Time	Sector 1	Sector 2	Sector 3	T.Spd	Elapsed	
1	DOMEC 1.Patrick ENGELEN							RADICAL SR3 RADICAL SR3								
	1	1	3:09.686	55.552	1:26.627	47.507	193.2	3:09.686	6	1	2:47.786	44.875	1:20.284	42.627	216.0	17:06.318
	2	1	3:00.366	51.187	1:23.505	45.674	198.9	6:10.052	7	1	2:47.989	44.599	1:20.055	43.335	216.0	19:54.307
	3	1	2:56.289	50.348	1:21.309	44.632	201.1	9:06.341	8	1	2:49.530	44.397	1:21.475	43.658	204.5	22:43.837
	4	1	2:54.237	50.118	1:20.833	43.286	200.4	12:00.578	9	1	2:49.190	45.396	1:20.577	43.217	197.8	25:33.027
	5	1	2:52.977	49.445	1:20.998	42.534	209.3	14:53.555	10	1	2:51.791	45.991	1:22.794	43.006	204.2	28:24.818
	6	1	2:49.841	49.165	1:17.893	42.783	210.9	17:43.396	11	1	3:00.030	B 45.326	1:21.351	53.353	203.0	31:24.848
	7	1	2:48.599	48.685	1:17.696	42.218	210.5	20:31.995	12	1	4:55.527	2:13.516	1:32.520	1:09.491	193.2	36:20.375
	8	1	2:50.799	48.981	1:17.781	44.037	209.3	23:22.794	13	1	3:55.007	45.107	1:46.437	1:23.463	189.1	40:15.382
	9	1	2:59.448	B 48.641	1:18.662	52.145	211.8	26:22.242	14	1	5:08.404	1:36.192	2:08.667	1:23.545	72.9	45:23.786
	10	1	4:11.091	2:07.300	1:20.888	42.903	191.5	30:33.333	15	1	5:15.958	1:30.078	2:11.818	1:34.062	80.4	50:39.744
	11	1	2:48.374	48.903	1:18.278	41.193	209.3	33:21.707	16	1	11:04.134	8:25.340	1:28.272	1:10.522	159.3	1:01:43.878
	12	1	3:18.424	48.221	1:48.673	41.530	213.4	36:40.131	17	1	2:48.487	46.661	1:19.415	42.411	209.7	1:04:32.365
	13	1	4:13.828	48.391	2:00.350	1:25.087	178.5	40:53.959	18	1	2:44.722	44.424	1:18.308	41.990	199.6	1:07:17.087
	14	1	5:21.572	1:43.352	2:08.179	1:30.041	79.9	46:15.531	19	1	2:42.074	43.655	1:16.294	42.125	200.4	1:09:59.161
	15	1	5:27.995	1:43.735	2:03.658	1:40.602	70.1	51:43.526	20	1	2:40.782	43.795	1:15.912	41.075	205.7	1:12:39.943
	16	1	10:03.265	7:27.008	1:26.305	1:09.952	169.0	1:01:46.791	21	1	2:40.580	43.391	1:15.649	41.540	210.5	1:15:20.523
	17	1	3:08.901	51.169	1:30.768	46.964	186.2	1:04:55.692	19 Revolution Race Cars 1.Ron FLETCHER REVOLUTION 500 EVO REVO							
	18	1	2:52.780	50.962	1:18.683	43.135	182.1	1:07:48.472	1	1	2:45.493	44.307	1:18.075	43.111	226.4	2:45.493
	19	1	3:03.484	B 48.928	1:18.843	55.713	195.3	1:10:51.956	2	1	2:47.048	45.067	1:20.069	41.912	212.6	5:32.541
	20	1	4:35.783	2:24.890	1:21.025	49.868	155.4	1:15:27.739	3	1	2:45.864	45.371	1:18.130	42.363	216.0	8:18.405
3 Radical Motorsport 1.Eddie VAN DAM RADICAL SR3 RADICAL SR3								4	1	2:44.531	44.762	1:17.689	42.080	207.3	11:02.936	
1	1	3:10.521	55.999	1:27.030	47.492	177.6	3:10.521	5	1	2:45.329	44.807	1:18.206	42.316	219.1	13:48.265	
2	1	3:01.274	50.758	1:24.933	45.583	192.9	6:11.795	6	1	2:44.371	45.500	1:17.507	41.364	216.0	16:32.636	
3	1	2:58.525	49.895	1:23.831	44.799	201.9	9:10.320	7	1	2:44.010	44.454	1:18.247	41.309	221.8	19:16.646	
4	1	2:57.186	49.454	1:22.939	44.793	194.6	12:07.506	8	1	2:46.411	44.498	1:19.992	41.921	240.5	22:03.057	
5	1	2:57.630	49.465	1:22.327	45.838	192.2	15:05.136	9	1	2:43.640	44.860	1:17.355	41.425	203.0	24:46.697	
6	1	2:56.895	49.670	1:22.061	45.164	200.4	18:02.031	10	1	2:45.311	44.687	1:18.969	41.655	211.8	27:32.008	
7	1	2:58.168	49.262	1:24.269	44.637	211.8	21:00.199	11	1	2:44.861	44.571	1:18.560	41.730	218.2	30:16.869	
8	1	2:56.122	49.016	1:22.757	44.349	210.1	23:56.321	12	1	2:54.681	B 45.752	1:19.557	49.372	213.4	33:11.550	
9	1	2:55.760	48.854	1:22.152	44.754	198.5	26:52.081	13	1	4:50.226	2:46.045	1:19.424	44.757	185.6	38:01.776	
10	1	3:00.791	B 49.762	1:20.593	50.436	204.5	29:52.872	14	1	5:25.909	1:45.013	2:11.672	1:29.224	77.7	43:27.685	
11	1	4:36.217	2:31.525	1:22.517	42.175	166.4	34:29.089	15	1	5:19.122	1:44.061	2:04.421	1:30.640	83.1	48:46.807	
12	1	3:28.894	1:24.121	1:21.158	43.615	190.1	37:57.983	16	1	12:48.365	...	1:26.983	1:16.340	186.5	1:01:35.172	
13	1	5:17.472	1:39.892	2:10.343	1:27.237	79.2	43:15.455	17	1	2:38.511	43.708	1:14.330	40.473	209.7	1:04:13.683	
14	1	5:24.416	1:46.048	2:10.078	1:28.290	78.9	48:39.871	18	1	2:40.329	44.957	1:14.723	40.649	208.1	1:06:54.012	
15	1	12:55.188	...	1:27.471	1:17.012	189.1	1:01:35.059	19	1	2:41.194	44.028	1:15.125	42.041	214.7	1:09:35.206	
16	1	2:41.982	47.686	1:13.730	40.566	211.4	1:04:17.041	20	1	2:40.771	44.092	1:15.463	41.216	210.5	1:12:15.977	
17	1	2:39.184	46.649	1:12.138	40.397	205.3	1:06:56.225	21	1	2:39.557	43.851	1:15.174	40.532	211.4	1:14:55.534	
18	1	2:39.535	45.822	1:11.397	42.316	201.9	1:09:35.760	90 Revolution Race Cars 1.James ABBOTT 2.Nigel REDWOOD REVOLUTION 427 REVO								
19	1	2:38.603	45.749	1:12.307	40.547	216.0	1:12:14.363	1	1	2:49.139	47.732	1:18.590	42.817	229.8	2:49.139	
20	1	2:35.957	45.395	1:09.820	40.742	217.7	1:14:50.320	2	1	2:46.188	45.914	1:18.290	41.984	208.5	5:35.327	
11 DOMEC 1.Nagy KABAZ RADICAL RXC RADICAL SR3								3	1	2:45.368	45.600	1:17.268	42.500	212.2	8:20.695	
1	1	2:59.189	51.300	1:23.457	44.432	227.4	2:59.189	4	1	2:44.195	45.398	1:17.178	41.619	214.7	11:04.890	
2	1	2:54.080	45.691	1:24.415	43.974	197.1	5:53.269	5	1	2:44.331	45.438	1:16.985	41.908	220.0	13:49.221	
3	1	2:49.372	45.376	1:21.043	42.953	210.5	8:42.641	6	1	2:44.903	45.555	1:17.378	41.970	214.3	16:34.124	
4	1	2:48.346	45.349	1:20.476	42.521	197.1	11:30.987	7	1	2:44.357	45.626	1:16.933	41.798	212.6	19:18.481	
5	1	2:47.545	44.460	1:20.707	42.378	209.7	14:18.532	8	1	2:45.523	45.766	1:17.373	42.384	219.5	22:04.004	
02/06/2024 Page 1 / 5																



SUPERCAR CHALLENGE / GT & PROTO

SPA EURO RACE

Race 2

Sector Analysis

— Invalidated Lap ■ Personal Best ■ Session Best B Crossing the pit lane

Lap	D	Time	Sector 1	Sector 2	Sector 3	T.Spd	Elapsed	Lap	D	Time	Sector 1	Sector 2	Sector 3	T.Spd	Elapsed
13	1	3:52.241	47.348	1:46.073	1:18.820	185.2	40:09.433	9	1	2:58.476	48.812	1:24.057	45.607	209.7	26:33.532
14	1	5:06.234	1:39.014	2:07.902	1:19.318	85.8	45:15.667	10	1	3:07.951B	47.077	1:26.781	54.093	226.4	29:41.483
15	1	5:22.213	1:35.188	2:13.149	1:33.876	86.0	50:37.880	11	1	4:39.031	2:24.022	1:28.653	46.356	174.2	34:20.514
16	1	11:05.988	8:25.364	1:27.601	1:13.023	150.0	1:01:43.868	12	1	13:07.978	1:31.682	...	1:32.288	185.6	47:28.492
17	1	2:42.301	47.752	1:14.624	39.925	219.5	1:04:26.169	13	1	10:47.940	1:46.539	2:22.303	6:39.098	79.4	58:16.432
18	1	2:34.402	43.994	1:11.614	38.794	210.5	1:07:00.571	14	1	3:35.614	1:03.540	1:28.482	1:03.592	172.8	1:01:52.046
19	1	2:34.568	43.924	1:10.094	40.550	230.8	1:09:35.139	15	1	3:03.014	49.957	1:25.996	47.061	186.5	1:04:55.060
20	1	2:30.451	43.862	1:08.379	38.210	240.0	1:12:05.590	16	1	3:04.649	50.526	1:26.298	47.825	178.8	1:07:59.709
21	1	2:29.886	43.262	1:08.358	38.266	237.9	1:14:35.476	17	1	2:59.678	49.741	1:24.085	45.852	201.1	1:10:59.387
								18	1	2:59.125	48.457	1:25.544	45.124	200.4	1:13:58.512

105		Koopman Racing		BMW M6 GT3			
		1.Mex JANSEN		GT			
		2.Jordin POLAND					
1	1	2:45.669	44.891	1:18.978	41.800	239.5	2:45.669
2	1	2:43.513	44.921	1:17.564	41.028	234.3	5:29.182
3	1	2:42.090	44.014	1:16.756	41.320	249.4	8:11.272
4	1	2:40.552	43.580	1:16.507	40.465	249.4	10:51.824
5	1	2:39.803	43.478	1:16.374	39.951	251.7	13:31.627
6	1	2:40.773	43.792	1:16.851	40.130	247.1	16:12.400
7	1	2:40.299	43.465	1:17.181	39.653	242.7	18:52.699
8	1	2:40.537	43.422	1:16.783	40.332	246.6	21:33.236
9	1	2:40.551	43.425	1:16.555	40.571	256.5	24:13.787
10	1	2:40.596	43.596	1:16.943	40.057	252.3	26:54.383
11	1	2:41.205	44.521	1:16.755	39.929	253.5	29:35.588
12	1	2:45.600B	43.371	1:16.572	45.657	250.6	32:21.188
13	1	5:19.022	3:22.388	1:19.212	37.422	87.4	37:40.210
14	1	5:03.176	1:32.149	2:06.521	1:24.506	80.8	42:43.386
15	1	5:22.936	1:42.912	2:09.801	1:30.223	78.7	48:06.322
16	1	13:25.074	...	1:30.659	1:14.810	192.5	1:01:31.396
17	1	2:25.882	40.627	1:08.708	36.547	245.5	1:03:57.278
18	1	2:29.014B	39.873	1:06.685	42.456	253.5	1:06:26.292
19	1	2:34.157	52.356	1:05.864	35.937	245.5	1:09:00.449
20	1	2:20.404	39.473	1:05.238	35.693	263.4	1:11:20.853
21	1	2:25.981	39.437	1:09.325	37.219	221.3	1:13:46.834


111		VR Motorsport		PRAGA R1			
		1.Jack FABBY		GT			
		2.Shane KELLY					
1	1	2:45.965	46.000	1:18.970	40.995	216.9	2:45.965
2	1	2:43.502	45.161	1:17.810	40.531	212.2	5:29.467
3	1	2:40.561	44.344	1:16.106	40.111	233.8	8:10.028
4	1	2:38.249	43.936	1:14.994	39.319	241.6	10:48.277
5	1	2:37.635	44.187	1:14.448	39.000	245.5	13:25.912
6	1	2:38.779	44.143	1:15.188	39.448	220.9	16:04.691
7	1	2:51.624B	44.064	1:17.575	49.985	233.3	18:56.315

150		Koopman Racing		BMW M6 GT3			
		1.Ivar MOENS		GT			
1	1	3:06.328	52.927	1:27.655	45.746	176.8	3:06.328
2	1	2:56.064	47.851	1:23.445	44.768	212.6	6:02.392
3	1	2:55.504	47.054	1:23.455	44.995	218.6	8:57.896
4	1	2:57.112	46.464	1:25.006	45.642	229.8	11:55.008
5	1	2:54.814	46.789	1:23.189	44.836	205.7	14:49.822
6	1	2:52.531	46.107	1:22.507	43.917	215.6	17:42.353
7	1	2:56.169	46.125	1:24.231	45.813	209.7	20:38.522
8	1	2:56.534	47.771	1:23.764	44.999	204.2	23:35.056

201		DWS Racing by FMA		CUPRA TCR			
		1.Laurens DE WIT		SUPERSPORT			
		2.Fabian SCHOONHOVEN					
1	1	2:59.655	50.632	1:23.266	45.757	217.7	2:59.655
2	1	2:55.302	48.985	1:21.786	44.531	209.7	5:54.957
3	1	2:54.672	48.110	1:22.345	44.217	217.3	8:49.629
4	1	2:55.636	48.443	1:23.260	43.933	224.5	11:45.265
5	1	2:55.849	48.378	1:23.742	43.729	213.4	14:41.114
6	1	2:54.200	49.138	1:21.723	43.339	219.5	17:35.314
7	1	2:53.254	48.761	1:21.884	42.609	220.4	20:28.568
8	1	2:52.669	48.494	1:21.436	42.739	219.1	23:21.237
9	1	3:01.906B	48.230	1:21.726	51.950	219.5	26:23.143
10	1	4:45.485	2:44.953	1:19.592	40.940	211.4	31:08.628
11	1	2:45.591	47.251	1:17.325	41.015	225.5	33:54.219
12	1	3:04.318	47.074	1:36.644	40.600	198.9	36:58.537
13	1	4:19.690	46.231	2:05.794	1:27.665	213.9	41:18.227
14	1	5:15.429	1:41.915	2:08.007	1:25.507	80.4	46:33.656
15	1	11:39.287	1:35.195	2:03.767	8:00.325	114.2	58:12.943
16	1	3:35.189	1:03.222	1:21.988	1:09.979	146.5	1:01:48.132
17	1	2:45.382	49.030	1:16.146	40.206	206.9	1:04:33.514
18	1	2:39.248	45.396	1:13.726	40.126	217.3	1:07:12.762
19	1	2:36.670	44.822	1:11.973	39.875	223.6	1:09:49.432
20	1	2:36.525	44.876	1:11.668	39.981	230.3	1:12:25.957
21	1	2:39.831	47.540	1:11.697	40.594	220.0	1:15:05.788

207		Emergo Racing pb JWR		VW GOLF GTI TCR INT.			
		1.Priscilla SPEELMAN		SUPERSPORT			
		2.Steven TEIRLINCK					
1	1	3:04.340	51.715	1:25.945	46.680	192.9	3:04.340
2	1	3:02.650	50.422	1:25.179	47.049	194.6	6:06.990
3	1	2:59.224	49.903	1:22.969	46.352	200.7	9:06.214
4	1	2:58.238	50.523	1:22.699	45.016	178.5	12:04.452
5	1	2:55.510	49.014	1:21.507	44.989	206.5	14:59.962
6	1	2:54.768	48.969	1:21.218	44.581	192.9	17:54.730
7	1	2:54.771	48.983	1:21.077	44.711	205.3	20:49.501
8	1	2:54.389	49.112	1:21.016	44.261	197.4	23:43.890
9	1	3:02.460B	48.619	1:20.960	52.881	205.7	26:46.350
10	1	5:00.798	2:50.296	1:26.073	44.429	189.1	31:47.148
11	1	3:01.344	52.319	1:24.326	44.699	180.3	34:48.492

224		Koopman Racing		BMW M3 E46 GT			
		1.Gilles VAN HOUTUM		SUPERSPORT			
1	1	3:12.429	56.551	1:29.290	46.588	185.6	3:12.429
2	1	3:02.023	50.095	1:26.466	45.462	183.4	6:14.452
3	1	2:58.040	49.494	1:23.889	44.657	189.1	9:12.492



SUPERCAR CHALLENGE / GT & PROTOT

SPA EURO RACE

Race 2

Sector Analysis

— Invalidated Lap ■ Personal Best ■ Session Best ■ Crossing the pit lane

Lap	D	Time	Sector 1	Sector 2	Sector 3	T.Spd	Elapsed	Lap	D	Time	Sector 1	Sector 2	Sector 3	T.Spd	Elapsed
4	1	2:55.696	48.577	1:22.843	44.276	193.5	12:08.188								
5	1	2:55.834	49.149	1:22.588	44.097	192.5	15:04.022								
6	1	2:54.328	48.592	1:21.986	43.750	194.6	17:58.350								
7	1	2:54.056	48.727	1:21.548	43.781	204.5	20:52.406								
8	1	2:53.080	48.568	1:21.309	43.203	192.9	23:45.486								
9	1	3:02.349 B	48.411	1:22.349	51.589	190.5	26:47.835								
10	1	4:51.781	2:39.082	1:28.408	44.291	181.8	31:39.616								
11	1	2:56.416	49.881	1:23.607	42.928	197.8	34:36.032								
12	1	3:47.619	1:24.835	1:23.325	59.459	167.2	38:23.651								
13	1	5:19.844	1:43.662	2:09.610	1:26.572	81.9	43:43.495								
14	1	5:27.097	1:42.206	2:10.534	1:34.357	77.6	49:10.592								
15	1	12:27.853	9:47.912	1:23.878	1:16.063	161.0	1:01:38.445								
16	1	2:47.767	47.827	1:17.387	42.553	196.0	1:04:26.212								
17	1	2:44.087	46.535	1:15.790	41.762	198.9	1:07:10.299								
18	1	2:44.390	46.102	1:15.754	42.534	214.3	1:09:54.689								
19	1	2:44.014	46.675	1:15.445	41.894	208.9	1:12:38.703								
20	1	2:44.395	45.962	1:16.676	41.757	211.8	1:15:23.098								


225		Team VDB		CUPRA TCR			
		1.Yardy HOOGERF		SUPERSPORT			
1	1	3:15.465	58.828	1:28.537	48.100	184.3	3:15.465
2	1	3:02.519	50.439	1:25.761	46.319	181.5	6:17.984
3	1	3:01.017	50.296	1:25.570	45.151	172.2	9:19.001
4	1	2:57.205	49.326	1:23.571	44.308	189.8	12:16.206
5	1	2:55.254	49.218	1:22.085	43.951	183.1	15:11.460
6	1	2:51.952	48.327	1:20.688	42.937	196.7	18:03.412
7	1	2:53.429	48.665	1:21.994	42.770	181.5	20:56.841
8	1	2:50.004	48.146	1:19.642	42.216	196.4	23:46.845
9	1	2:51.911	48.257	1:21.357	42.297	187.8	26:38.756
10	1	2:57.398 B	47.675	1:19.466	50.257	208.5	29:36.154
11	1	4:05.329	2:04.658	1:18.584	42.087	200.7	33:41.483
12	1	3:13.669	48.398	1:43.334	41.937	203.0	36:55.152
13	1	4:14.469	47.136	2:02.914	1:24.419	191.5	41:09.621
14	1	5:11.117	1:40.311	2:05.947	1:24.859	81.0	46:20.738
15	1	11:49.987	1:41.904	2:07.772	8:00.311	65.1	58:10.725
16	1	3:36.952	1:04.846	1:22.267	1:09.839	162.2	1:01:47.677
17	1	2:47.237	49.750	1:16.527	40.960	199.3	1:04:34.914
18	1	2:42.818	45.850	1:14.533	42.435	205.3	1:07:17.732
19	1	2:41.683	45.703	1:13.914	42.066	208.5	1:09:59.415
20	1	2:41.013	45.841	1:14.068	41.104	208.9	1:12:40.428
21	1	2:41.339	45.185	1:14.865	41.289	213.9	1:15:21.767

226		AKG Motorsport		BMW M4 GT4			
		1.Valentijn GREVEN		SUPERSPORT			
		2.Max TUBBEN					
1	1	2:56.053	48.703	1:23.001	44.349	227.4	2:56.053
2	1	2:57.401	48.557	1:23.740	45.104	212.6	5:53.454
3	1	2:55.619	48.866	1:22.611	44.142	207.3	8:49.073
4	1	2:55.989	48.566	1:23.553	43.870	220.0	11:45.062
5	1	2:55.693	48.342	1:23.415	43.936	215.6	14:40.755
6	1	2:54.086	48.335	1:22.275	43.476	224.1	17:34.841
7	1	2:53.228	48.420	1:21.838	42.970	224.1	20:28.069
8	1	2:52.651	48.102	1:21.254	43.295	227.4	23:20.720
9	1	2:55.498	48.037	1:21.284	46.177	227.8	26:16.218
10	1	2:59.037 B	48.143	1:21.508	49.386	225.9	29:15.255
11	1	5:38.364	3:24.048	1:26.520	47.796	194.9	34:53.619

232		Koopman Racing		BMW M4			
		1.Maik BROERSEN		SUPERSPORT			
1	1	3:09.286	53.854	1:27.580	47.852	178.8	3:09.286
2	1	3:00.406	49.838	1:24.918	45.650	203.4	6:09.692
3	1	2:59.553	48.835	1:24.929	45.789	195.7	9:09.245
4	1	2:57.713	48.549	1:23.911	45.253	196.7	12:06.958
5	1	2:56.440	48.144	1:23.452	44.844	204.9	15:03.398
6	1	2:57.988	48.314	1:24.233	45.441	212.6	18:01.386
7	1	2:57.801	48.431	1:24.456	44.914	213.0	20:59.187
8	1	2:56.753	48.390	1:24.046	44.317	209.7	23:55.940
9	1	2:58.226	48.192	1:24.726	45.308	198.9	26:54.166
10	1	2:57.034	49.035	1:23.430	44.569	197.1	29:51.200
11	1	2:57.466	48.348	1:24.061	45.057	206.1	32:48.666
12	1	3:36.422 B	48.525	1:32.244	1:15.653	207.3	36:25.088
13	1	6:38.300	3:02.277	2:08.583	1:27.440	79.4	43:03.388
14	1	5:28.419	1:42.346	2:10.392	1:35.681	79.8	48:31.807
15	1	13:03.049	...	1:28.187	1:17.373	174.2	1:01:34.856
16	1	2:49.661	48.366	1:18.962	42.333	201.1	1:04:24.517
17	1	2:51.633 B	45.397	1:17.927	48.309	216.0	1:07:16.150
18	1	2:54.082	56.950	1:15.847	41.285	209.7	1:10:10.232
19	1	2:42.356	46.646	1:14.752	40.958	224.1	1:12:52.588
20	1	2:39.633	44.373	1:14.447	40.813	220.4	1:15:32.221

251		Koopman Racing		BMW M4 GT4			
		1.Martijn WIJSMAN		SUPERSPORT			
1	1	3:11.991	56.260	1:28.715	47.016	189.1	3:11.991
2	1	3:05.778	50.192	1:26.762	48.824	172.0	6:17.769
3	1	3:02.666	49.389	1:27.492	45.785	189.1	9:20.435
4	1	3:02.858	49.384	1:27.213	46.261	188.2	12:23.293
5	1	2:59.284	49.173	1:25.099	45.012	185.2	15:22.577
6	1	3:00.313	48.739	1:26.131	45.443	190.8	18:22.890
7	1	3:00.287	49.347	1:25.345	45.595	193.5	21:23.177
8	1	3:00.010	49.259	1:25.397	45.354	194.6	24:23.187
9	1	3:00.798	49.305	1:25.860	45.633	195.3	27:23.985
10	1	3:11.764 B	49.738	1:28.106	53.920	191.5	30:35.749
11	1	5:49.045	3:17.722	1:39.689	51.634	204.2	36:24.794
12	1	4:19.623	50.244	1:59.330	1:30.049	170.9	40:44.417
13	1	5:25.734	1:45.580	2:11.597	1:28.557	76.8	46:10.151
14	1	5:19.481	1:44.214	2:02.488	1:32.779	76.1	51:29.632
15	1	10:15.390	7:37.286	1:27.676	1:10.428	150.2	1:01:45.022
16	1	2:55.081	49.498	1:23.276	42.307	201.9	1:04:40.103
17	1	2:46.003	46.574	1:17.874	41.555	212.6	1:07:26.106
18	1	2:42.009	45.645	1:14.890	41.474	217.7	1:10:08.115
19	1	2:41.906	45.355	1:14.920	41.631	214.7	1:12:50.021
20	1	2:40.721	45.248	1:14.150	41.323	215.6	1:15:30.742

273		Blueberry Racing		BMW M2			
		1.Berry VAN ELK		SUPERSPORT			
1	1	3:06.975	52.385	1:27.755	46.835	188.8	3:06.975
2	1	3:00.304	49.966	1:25.356	44.982	181.5	6:07.279
3	1	2:57.894	50.090	1:23.508	44.296	195.3	9:05.173
4	1	2:54.807	49.430	1:22.087	43.290	194.9	11:59.980
5	1	2:54.586	48.851	1:22.593	43.142	198.2	14:54.566



SUPERCAR CHALLENGE / GT & PROTO

SPA EURO RACE

Race 2

Sector Analysis

— Invalidated Lap ■ Personal Best ■ Session Best B Crossing the pit lane

Lap	D	Time	Sector 1	Sector 2	Sector 3	T.Spd	Elapsed	Lap	D	Time	Sector 1	Sector 2	Sector 3	T.Spd	Elapsed
6	1	2:50.911	48.583	1:20.234	42.094	193.5	17:45.477	15	1	11:56.276	9:16.152	1:28.226	1:11.898	167.4	1:01:41.262
7	1	2:51.409	48.038	1:19.510	43.861	200.7	20:36.886	16	1	3:03.492	50.446	1:25.713	47.333	183.1	1:04:44.754
8	1	2:49.113	48.147	1:18.869	42.097	206.9	23:25.999	17	1	3:01.951	49.731	1:24.665	47.555	210.1	1:07:46.705
9	1	2:49.786	47.641	1:18.698	43.447	201.9	26:15.785	18	1	3:00.366	49.541	1:24.590	46.235	210.5	1:10:47.071
10	1	2:46.971	47.044	1:18.155	41.772	212.6	29:02.756	19	1	3:01.735	50.126	1:24.335	47.274	204.9	1:13:48.806
11	1	2:55.160	46.981	1:18.073	50.106	200.0	31:57.916								
12	1	4:45.406	2:15.097	1:48.066	42.243	198.9	36:43.322								
13	1	4:11.788	47.127	2:00.040	1:24.621	170.1	40:55.110								
14	1	5:21.521	1:43.698	2:07.949	1:29.874	60.6	46:16.631								
15	1	5:30.950	1:44.198	2:05.778	1:40.974	66.7	51:47.581								
16	1	9:59.676	7:24.433	1:25.339	1:09.904	161.9	1:01:47.257								
17	1	2:55.580	50.494	1:22.961	42.125	185.6	1:04:42.837								
18	1	2:40.149	45.167	1:13.910	41.072	211.8	1:07:22.986								
19	1	2:39.441	44.784	1:13.598	41.059	216.0	1:10:02.427								
20	1	2:39.332	44.790	1:13.504	41.038	218.6	1:12:41.759								
21	1	2:42.396	45.027	1:14.811	42.558	229.8	1:15:24.155								

401 Spirit Racing Team
1. Rob NIEMAN
RENAULT CLIO EVO
SPORT

1	1	3:14.665	56.825	1:29.734	48.106	173.1	3:14.665
2	1	3:07.481	52.001	1:27.508	47.972	183.4	6:22.146
3	1	3:04.820	51.404	1:26.096	47.320	191.5	9:26.966
4	1	3:05.393	50.980	1:27.358	47.055	205.3	12:32.359
5	1	3:02.687	50.986	1:25.098	46.603	192.5	15:35.046
6	1	3:02.405	51.050	1:24.802	46.553	202.2	18:37.451
7	1	3:02.744	50.941	1:24.698	47.105	197.1	21:40.195
8	1	3:02.410	51.547	1:24.503	46.360	196.7	24:42.605
9	1	3:13.368	51.455	1:28.081	53.832	200.7	27:55.973
10	1	5:02.316	2:51.148	1:24.553	46.615	196.4	32:58.289
11	1	3:24.991	51.132	1:34.545	59.314	193.9	36:23.280
12	1	4:18.405	50.946	1:59.075	1:28.384	196.7	40:41.685
13	1	5:27.313	1:46.765	2:09.892	1:30.656	76.5	46:08.998
14	1	5:17.359	1:43.067	2:03.053	1:31.239	78.3	51:26.357
15	1	10:18.495	7:39.228	1:28.368	1:10.899	160.7	1:01:44.852
16	1	3:01.882	52.541	1:23.220	46.121	192.5	1:04:46.734
17	1	3:00.295	49.416	1:23.244	47.635	200.4	1:07:47.029
18	1	3:00.635	50.028	1:24.064	46.543	195.3	1:10:47.664
19	1	3:01.647	50.200	1:23.885	47.562	190.5	1:13:49.311

404 Traxx Racing
1. Chris VOET
2. Bart VAN DEN BROECK
RENAULT ALPINE
SPORT

1	1	3:12.941	56.557	1:29.001	47.383	203.4	3:12.941
2	1	3:03.572	50.216	1:26.358	46.998	185.6	6:16.513
3	1	3:00.737	49.352	1:25.490	45.895	212.2	9:17.250
4	1	2:59.936	48.970	1:24.726	46.240	220.0	12:17.186
5	1	2:59.207	49.328	1:24.616	45.263	199.3	15:16.393
6	1	2:57.427	49.110	1:23.481	44.836	208.9	18:13.820
7	1	2:56.080	48.705	1:22.919	44.456	205.3	21:09.900
8	1	2:56.458	48.442	1:22.831	45.185	203.0	24:06.358
9	1	2:58.203	48.672	1:24.069	45.462	201.9	27:04.561
10	1	2:58.103	48.537	1:23.975	45.591	225.0	30:02.664
11	1	3:04.579	48.616	1:23.117	52.846	213.0	33:07.243
12	1	5:39.229	2:53.901	1:32.129	1:13.199	152.3	38:46.472
13	1	5:24.508	1:43.345	2:12.285	1:28.878	78.5	44:10.980
14	1	5:34.006	1:44.477	2:12.817	1:36.712	78.6	49:44.986

416 Koopman Racing
1. Dio POLAND
BMW M3 E46
SPORT

1	1	3:18.120					3:18.120
2	1	3:08.006					6:26.126
3	1	3:06.503					9:32.629
4	1	3:05.030					12:37.659
5	1	3:04.129					15:41.788
6	1	3:03.580					18:45.368
7	1	3:03.429					21:48.797
8	1	3:03.805					24:52.602
9	1	3:11.193	B				28:03.795
10	1	4:57.744					33:01.539
11	1	3:33.568					36:35.107
12	1	4:30.097					41:05.204
13	1	5:14.329					46:19.533
14	1	5:32.824	1:42.140			62.5	51:52.357
15	1	10:09.570	B				1:02:01.927
16	1	7:57.854					1:09:59.781
17	1	3:20.381					1:13:20.162
18	1	3:23.068	B				1:16:43.230

428 Koopman Racing
1. Jos HARPER
BMW M3 GTR
SPORT

1	1	3:17.368	58.976	1:29.234	49.158	179.7	3:17.368
2	1	3:06.355	52.339	1:26.666	47.350	208.1	6:23.723
3	1	3:04.180	51.101	1:25.336	47.743	196.7	9:27.903
4	1	3:02.804	50.943	1:24.833	47.028	204.5	12:30.707
5	1	3:01.890	50.912	1:24.093	46.885	204.2	15:32.597
6	1	3:01.112	50.732	1:23.677	46.703	206.9	18:33.709
7	1	3:00.904	50.740	1:23.325	46.839	203.0	21:34.613
8	1	3:01.390	50.744	1:23.737	46.909	196.0	24:36.003
9	1	3:00.287	51.022	1:22.787	46.478	204.9	27:36.290
10	1	3:08.973	B	50.993	1:23.012	54.968	30:45.263
11	1	7:26.740	4:57.674	1:32.732	56.334	84.9	38:12.003
12	1	5:23.558	1:39.626	2:13.577	1:30.355	78.9	43:35.561
13	1	5:33.299	1:41.623	2:08.089	1:43.587	76.0	49:08.860
14	1	12:29.426	9:49.107	1:24.016	1:16.303	176.5	1:01:38.286
15	1	3:00.236	50.580	1:22.693	46.963	200.7	1:04:38.522
16	1	2:58.567	50.109	1:22.140	46.318	201.1	1:07:37.089
17	1	2:56.034	49.656	1:20.949	45.429	203.0	1:10:33.123
18	1	2:55.223	49.405	1:20.580	45.238	206.9	1:13:28.346
19	1	2:54.630	49.276	1:20.533	44.821	204.9	1:16:22.976

432 Koopman Racing
1. Emile DRUMMEN
2. Tom DRUMMEN
BMW M2 40
SPORT

1	1	3:16.837	57.963	1:28.883	49.991	182.7	3:16.837
2	1	3:03.538	51.262	1:25.522	46.754	198.5	6:20.375
3	1	3:01.355	51.214	1:23.602	46.539	199.6	9:21.730



SUPERCAR CHALLENGE / GT & PROTO

SPA EURO RACE

Race 2

Sector Analysis

— Invalidated Lap ■ Personal Best ■ Session Best B Crossing the pit lane

Lap	D	Time	Sector 1	Sector 2	Sector 3	T.Spd	Elapsed	Lap	D	Time	Sector 1	Sector 2	Sector 3	T.Spd	Elapsed
4	1	2:58.868	50.638	1:22.444	45.786	205.3	12:20.598	16	1	3:10.592	54.546	1:28.420	47.626	190.8	1:04:51.579
5	1	2:58.110	50.636	1:22.360	45.114	211.8	15:18.708	17	1	3:08.861	51.284	1:27.261	50.316	184.0	1:08:00.440
6	1	2:57.752	50.375	1:22.179	45.198	213.0	18:16.460	18	1	3:06.815	51.669	1:26.920	48.226	178.2	1:11:07.255
7	1	2:58.740	51.136	1:22.370	45.234	209.7	21:15.200	19	1	3:08.804	52.568	1:26.679	49.557	179.1	1:14:16.059
8	1	2:58.797	50.279	1:22.473	46.045	206.1	24:13.997								
9	1	2:58.429	50.677	1:22.317	45.435	202.6	27:12.426								
10	1	2:59.242	50.972	1:23.510	44.760	197.1	30:11.668								
11	1	3:06.046B	50.783	1:24.275	50.988	209.3	33:17.714								
12	1	5:55.073	2:58.215	1:38.473	1:18.385	154.9	39:12.787								
13	1	5:19.059	1:34.057	2:14.700	1:30.302	113.8	44:31.846								
14	1	5:40.215	1:40.447	2:18.717	1:41.051	88.0	50:12.061								
15	1	11:31.702	8:50.233	1:28.241	1:13.228	169.0	1:01:43.763								
16	1	3:12.363	54.814	1:28.257	49.292	182.7	1:04:56.126								
17	1	3:05.691	51.420	1:25.705	48.566	177.0	1:08:01.817								
18	1	3:03.050	50.173	1:24.162	48.715	185.9	1:11:04.867								
19	1	3:01.180	50.124	1:23.025	48.031	183.4	1:14:06.047								

460 Protasov BMW COMPACT E36 SPORT
 1. Leonid PROTASOV
 2. Sergii PUSTOVOITENKO

1	1	3:30.876	1:05.440	1:32.373	53.063	169.3	3:30.876
2	1	3:19.347	56.712	1:31.190	51.445	173.6	6:50.223
3	1	3:18.908	56.768	1:31.195	50.945	164.9	10:09.131
4	1	3:17.314	55.940	1:30.160	51.214	175.9	13:26.445
5	1	3:19.712	57.012			171.2	16:46.157
6	1	3:18.874	56.311	1:32.187	50.376	186.5	20:05.031
7	1	3:18.518	55.654	1:29.943	52.921	186.9	23:23.549
8	1	3:22.223	57.074	1:31.014	54.135	178.2	26:45.772
9	1	3:21.637	58.138	1:31.019	52.480	160.0	30:07.409
10	1	3:31.379B	59.563	1:30.497	1:01.319	156.5	33:38.788
11	1	7:08.381	3:37.548	2:00.208	1:30.625	167.4	40:47.169
12	1	5:25.642	1:46.569	2:10.216	1:28.857	72.0	46:12.811
13	1	5:27.812	1:44.580	2:04.549	1:38.683	67.5	51:40.623
14	1	10:06.833	7:29.400	1:26.482	1:10.951	173.9	1:01:47.456
15	1	3:11.370	54.924			175.0	1:04:58.826
16	1	3:07.234	53.748	1:24.720	48.766	185.9	1:08:06.060
17	1	3:08.907	54.299	1:25.871	48.737	190.8	1:11:14.967
18	1	3:08.911	54.369			189.5	1:14:23.878

478 AKG Motorsport BMW 235 i SPORT
 1. Henri GREVEN
 2. Milan TEEKENS

1	1	3:08.738	55.210	1:26.629	46.899	200.4	3:08.738
2	1	3:02.706	50.533	1:25.836	46.337	201.9	6:11.444
3	1	3:01.919	50.851	1:24.543	46.525	201.1	9:13.363
4	1	3:00.060	51.007	1:23.482	45.571	204.9	12:13.423
5	1	2:58.110	50.351	1:22.632	45.127	206.9	15:11.533
6	1	2:58.637	50.883	1:22.651	45.103	204.5	18:10.170
7	1	2:58.038	50.623	1:22.214	45.201	205.7	21:08.208
8	1	3:04.603	50.011	1:23.782	50.810	214.3	24:12.811
9	1	2:59.050	51.038	1:22.219	45.793	208.5	27:11.861
10	1	3:00.439	51.049	1:24.268	45.122	191.5	30:12.300
11	1	3:06.326B	50.205	1:24.672	51.449	195.7	33:18.626
12	1	5:21.386	2:38.129	1:32.250	1:11.007	180.3	38:40.012
13	1	5:13.010	1:35.545	2:09.149	1:28.316	82.6	43:53.022
14	1	5:30.244	1:42.983	2:10.350	1:36.911	76.7	49:23.266
15	1	12:17.721	9:37.114	1:28.603	1:12.004	173.4	1:01:40.987